

AWARDS CONFERRED BY LEVEL, 2001-02 Through 2006-07

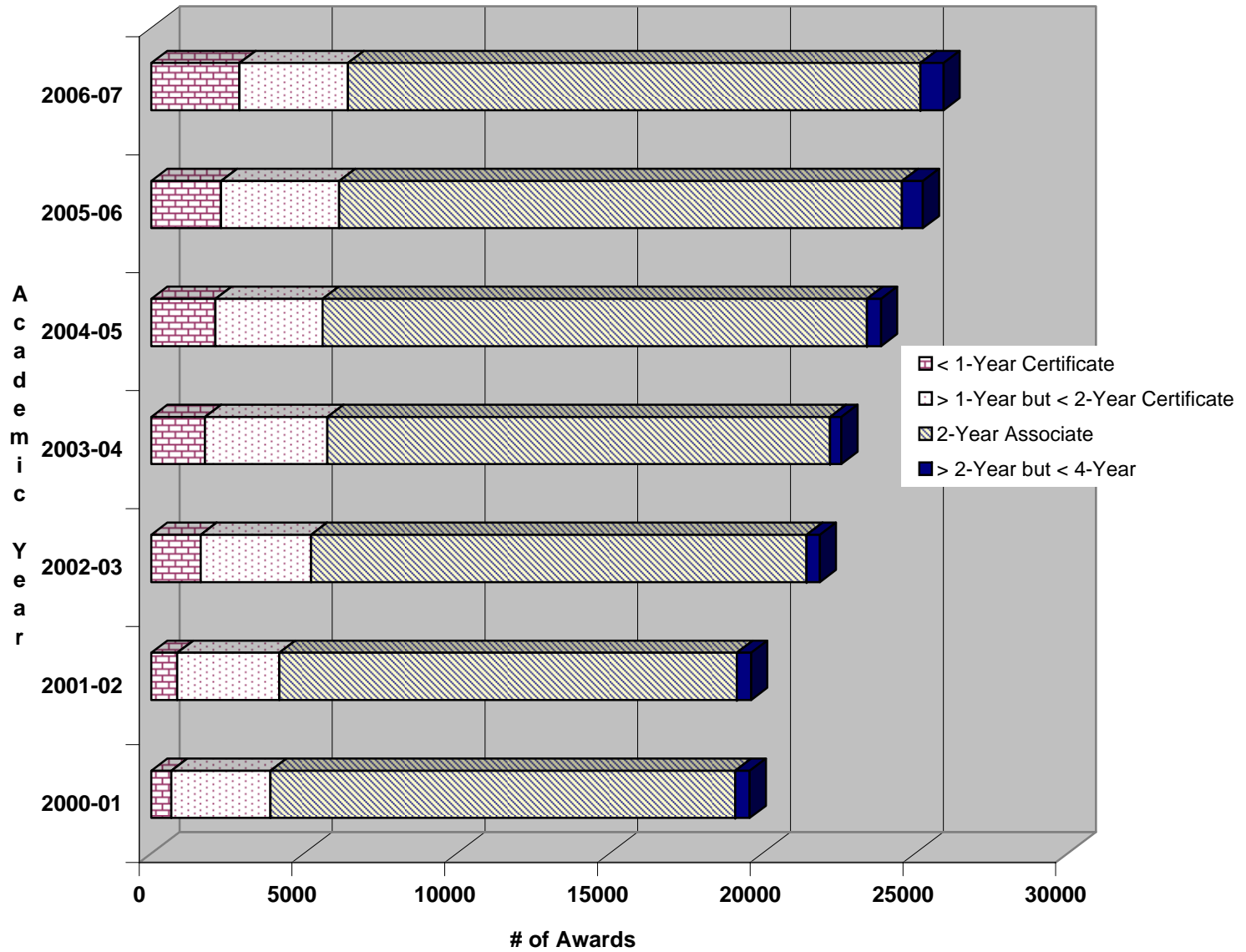

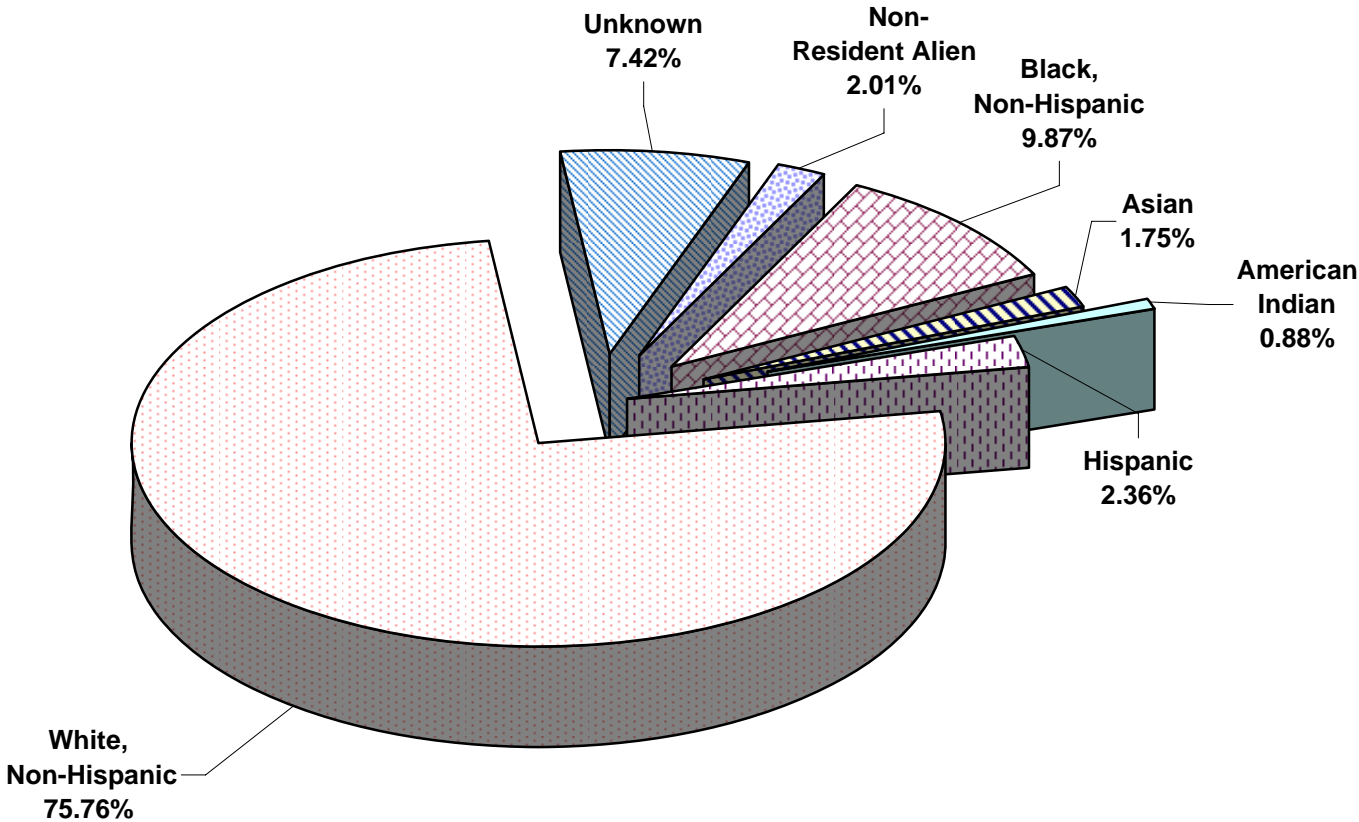


TABLE 27: AWARDS CONFERRED BY LEVEL, 2006-07



Degree Level	Total for Community Colleges			Special Populations Individ.						
	Men	Women	Total Awards	With Disabilities	Economically Disadvantaged	Non-Traditional	Single Parent	Displaced Homemaker	LEP	Academically Disadvantaged
< 1-Year	1,128	1,760	2,888	69	159	20	68	6	41	289
> 1-Year but < 2-Year	1,078	2,468	3,546	74	351	76	83	56	34	437
2-Year Certificate/Associate	6,764	11,973	18,737	333	1,322	206	271	94	167	1,686
> 2-Year but < 4-Year	219	544	763	87	223	13	26	4	15	272
TOTAL	9,189	16,745	25,934	563	2,055	315	448	160	257	2,684
2005-06	8,877	16,379	25,256	483	1,894	266	437	160	230	2,279

AWARDS CONFERRED BY ETHNICITY, 2006-07



N = 25,934

TABLE 28: AWARDS CONFERRED BY COMMUNITY COLLEGE, 2006-07

	Non-Resident Alien		Black, Non-Hispanic		Asian		American Indian		Hispanic		White Non-Hispanic		Unknown		Total		TOTAL	2005-06
	Men	Wom	Men	Wom	Men	Wom	Men	Wom	Men	Wom	Men	Wom	Men	Wom	Men	Wom		
Alpena	1	0	0	0	0	1	1	2	0	0	147	185	12	1	161	189	350	331
Bay De Noc	0	0	0	0	3	2	5	12	0	3	88	267	5	7	101	291	392	395
Mott	0	0	44	157	6	3	11	7	10	19	319	568	60	112	450	866	1,316	1,140
Delta College	5	9	32	107	6	7	2	9	24	38	541	983	13	41	623	1,194	1,817	1,686
Glen Oaks	0	1	1	3	1	1	0	0	1	2	39	186	0	2	42	195	237	228
Gogebic	1	0	0	1	0	0	0	2	0	1	60	118	0	0	61	122	183	170
Grand Rapids	6	8	42	75	13	11	5	5	31	49	589	714	6	11	692	873	1,565	1,545
Henry Ford	1	0	62	155	10	15	5	6	23	31	346	448	75	78	522	733	1,255	1,348
Jackson	0	0	6	11	0	6	4	3	4	11	178	406	4	10	196	447	643	700
Kalamazoo Valley	8	4	29	41	6	9	6	3	16	15	490	489	19	11	574	572	1,146	1,008
Kellogg	4	5	17	46	2	5	0	3	3	22	192	540	43	78	261	699	960	999
Kirtland	0	0	1	1	1	0	1	1	2	3	77	204	4	9	86	218	304	368
Lake Michigan	3	1	18	32	2	4	0	1	1	10	72	184	2	5	98	237	335	300
Lansing	15	41	48	126	23	44	8	12	39	65	629	1,221	74	153	836	1,662	2,498	2,546
Macomb	18	14	31	92	37	48	9	10	11	8	905	1,209	85	459	1,096	1,840	2,936	2,924
Mid Michigan	0	0	5	7	1	3	0	2	0	0	125	261	2	4	133	277	410	268
Monroe County	0	0	1	2	1	0	1	1	3	6	175	295	14	14	195	318	513	469
Montcalm	0	0	0	0	0	2	0	1	1	8	62	196	5	20	68	227	295	226
Muskegon	2	1	5	22	0	1	2	4	4	8	111	232	2	8	126	276	402	521
North Central Michigan	0	0	0	0	0	1	5	11	0	3	62	186	6	9	73	210	283	280
Northwestern Michigan	0	0	0	0	1	3	2	7	1	3	164	294	6	9	174	316	490	462
Oakland	98	179	38	201	19	29	3	10	9	23	495	812	56	64	718	1,318	2,036	2,026
Schoolcraft	6	9	5	4	1	5	3	4	4	5	194	360	5	15	218	402	620	617
St. Clair County	11	15	17	50	13	22	7	0	6	22	417	725	20	50	491	884	1,375	1,256
Southwestern Michigan	4	6	2	10	2	2	4	4	0	4	81	143	5	11	98	180	278	319
Washtenaw	18	23	71	232	22	39	10	9	14	29	613	828	53	80	801	1,240	2,041	1,899
Wayne County	6	7	121	559	9	13	3	5	3	9	62	186	25	53	229	832	1,061	1,030
West Shore	0	0	0	4	0	0	1	1	2	2	59	115	2	7	64	129	193	195
TOTAL	207	323	596	1,938	179	276	98	135	212	399	7,292	12,355	603	1,321	9,187	16,747	25,934	25,256
2004-05	178	330	629	1,864	170	258	72	150	212	355	7,014	12,192	602	1,230	8,877	16,379	25,256	

TABLE 29: AWARDS CONFERRED BY PROGRAM, ETHNICITY, AND GENDER, 2006-07

CIP Code	Program Name	Non-Resident	Black, Non-	Am.	White, Non-			Men	Women	Total	
		Alien	Hispanic	Asian	Indian	Hispanic	Hispanic				Unknown
01.0304	Crop Production	0	0	0	0	0	1	0	0	1	1
01.0601	Applied Horticulture/Horticultural Operations, General	0	0	0	0	0	2	0	1	1	2
01.0603	Ornamental Horticulture	0	0	0	0	0	3	0	2	1	3
01.0605	Landscaping and Groundskeeping	0	0	0	0	0	13	1	5	9	14
01.0607	Turf and Turfgrass Management	0	0	0	0	0	1	0	1	0	1
03.0101	Natural Resources/Conservation, General	0	0	0	0	0	2	0	2	0	2
03.0104	Environmental Science (NEW)	0	0	0	0	0	1	0	1	0	1
03.0501	Forestry, General	0	0	0	0	1	1	0	0	2	2
04.0201	Architecture (BArch, BA/BS, MArch, MA/MS, PhD)	0	0	1	0	0	4	0	3	2	5
04.0901	Architectural Technology/Technician (NEW)	1	2	0	1	0	31	1	28	8	36
04.9999	Architecture and Related Services, Other	0	0	0	0	0	10	0	7	3	10
09.0101	Communication Studies/Speech Communication and Rhetoric	0	5	0	0	0	10	0	5	10	15
09.0102	Mass Communication/ Media Studies	0	0	0	0	0	3	0	3	0	3
09.0401	Journalism	0	0	0	0	0	3	0	1	2	3
09.0401	Journalism	1	1	1	0	0	18	1	8	14	22
09.0701	Radio and Television	0	1	0	0	0	9	3	9	4	13
09.0702	Digital Communication and Media/Multimedia (NEW)	0	0	0	0	0	2	1	3	0	3
09.0902	Public Relations/Image Management (NEW)	0	1	0	0	0	2	0	1	2	3
10.0105	Communications Technology/Technician (NEW)	0	0	0	0	0	0	1	1	0	1
10.0201	Photographic and Film/ Video Technology/Technician and As	0	0	1	0	0	38	6	10	35	45
10.0202	Radio and Television Broadcasting Technology/Technician	0	0	0	0	0	24	1	19	6	25
10.0203	Recording Arts Technology/Technician (NEW)	0	1	1	0	0	9	0	9	2	11
10.0301	Graphic Communications, General (NEW)	0	0	0	0	0	4	0	2	2	4
10.0303	Prepress/Desktop Publishing and Digital Imaging Design	0	0	0	0	0	2	0	2	0	2
10.0304	Animation, Interactive Technology, Video Graphics and Spe	2	2	0	0	3	16	0	16	7	23
10.0305	Graphic and Printing Equipment Operator, General Productio	0	0	0	0	0	9	0	5	4	9
11.0101	Computer and Information Sciences, General	0	0	1	0	0	15	1	16	1	17
11.0103	Information Technology (NEW)	2	0	0	0	0	7	1	8	2	10
11.0199	Computer Science, Other (NEW)	0	1	0	0	0	6	0	2	5	7
11.0201	Computer Programming/Programmer, General	9	21	1	2	8	109	11	102	59	161
11.0202	Computer Programming Special Applications (NEW)	1	4	0	0	2	34	2	23	20	43
11.0301	Data Processing and Data Processing Technology/Technician	1	1	0	0	0	22	0	15	9	24
11.0401	Information Science/Studies	0	1	0	0	0	1	0	1	1	2
11.0501	Computer Systems Analyst/Analysis	0	1	0	1	0	17	2	17	4	21

TABLE 29: AWARDS CONFERRED BY PROGRAM, ETHNICITY, AND GENDER, 2006-07

CIP Code	Program Name	Ethnicity							Gender		
		Non-Resident Alien	Black, Non-Hispanic	Asian	Am. Indian	Hispanic	White, Non-Hispanic	Unknown	Men	Women	Total
11.0601	Data Entry/Microcomputer Applications, General (NEW)	0	3	0	0	1	18	3	7	18	25
11.0602	Word Processing (NEW)	0	2	0	0	0	8	0	0	10	10
11.0701	Computer Science	0	0	0	0	0	6	0	5	1	6
11.0801	Web Page, Digital/Multimedia and Information Resources Des	0	2	0	0	1	50	4	22	35	57
11.0802	Data Modeling/Warehousing and Database Administration (NE	0	0	0	0	0	2	0	0	2	2
11.0803	Computer Graphics (NEW)	1	0	2	0	3	32	4	21	21	42
11.0899	Computer Software and Media Applications, Other (NEW)	0	2	0	0	1	12	0	4	11	15
11.0901	Computer Systems Networking and Telecommunications (NEW)	0	10	3	2	0	94	6	103	12	115
11.1001	System Administration/Administrator (NEW)	1	1	0	0	0	3	0	5	0	5
11.1002	System, Networking, and LAN/WAN Management/Manager (NEV	2	1	1	1	4	28	0	34	3	37
11.1003	Computer and Information Systems Security (NEW)	4	0	2	1	0	21	2	28	2	30
11.1004	Web/Multimedia Management and Webmaster (NEW)	0	3	2	0	1	46	7	42	17	59
11.1099	Computer/Information Technology Services Administration an	0	0	1	0	0	5	0	6	0	6
11.9999	Computer and Information Sciences and Support Services, Ot	5	3	0	0	0	19	0	23	4	27
12.0301	Funeral Service and Mortuary Science, General	0	1	0	0	0	0	0	0	1	1
12.0401	Cosmetology/Cosmetologist, General	0	2	0	0	0	21	1	0	24	24
12.0412	Salon/Beauty Salon Management/Manager (NEW)	0	0	0	0	1	25	3	1	28	29
12.0501	Baking and Pastry Arts/Baker/Pastry Chef	3	6	1	0	0	57	1	9	59	68
12.0503	Culinary Arts/Chef Training	1	16	9	1	3	171	29	104	126	230
12.0504	Restaurant, Culinary, and Catering Management/Manager	0	3	0	0	2	26	0	18	13	31
12.0505	Food Preparation/Professional Cooking/Kitchen Assistant	0	0	0	0	0	8	0	4	4	8
12.0507	Food Service, Waiter/Waitress, and Dining Room Management/	0	0	0	0	0	2	0	1	1	2
12.0508	Institutional Food Workers (NEW)	0	0	0	0	0	14	2	10	6	16
12.9999	Personal and Culinary Services, Other	0	0	0	0	0	1	0	0	1	1
13.0101	Education, General	0	0	0	0	6	73	4	18	65	83
13.1001	Special Education and Teaching, General	0	0	0	0	0	11	2	3	10	13
13.1202	Elementary Education and Teaching	1	30	2	1	13	219	11	51	226	277
13.1205	Secondary Education and Teaching	0	11	0	1	1	56	2	22	49	71
13.1206	Teacher Education, Multiple Levels	0	3	0	1	0	18	0	13	9	22
13.1209	Kindergarten/PreSchool Education and Teaching (NEW)	0	0	0	1	0	11	0	4	8	12
13.1210	Early Childhood Education and Teaching (NEW)	0	8	0	3	3	38	2	1	53	54
13.1302	Art Teacher Education	0	0	0	0	0	1	0	1	0	1
13.1303	Business Teacher Education	0	0	0	0	0	1	0	1	0	1
13.1305	English/Language Arts Teacher Education	0	1	1	0	0	2	0	1	3	4

TABLE 29: AWARDS CONFERRED BY PROGRAM, ETHNICITY, AND GENDER, 2006-07

CIP Code	Program Name	Non-Resident	Black, Non-	Am.	White, Non-			Men	Women	Total	
		Alien	Hispanic	Asian	Indian	Hispanic	Hispanic				Unknown
13.1306	Foreign Language Teacher Education	0	0	0	0	0	1	0	0	1	1
13.1309	Technology Teacher Education/Industrial Arts Teacher Educa	0	2	0	0	0	8	0	9	1	10
13.1311	Mathematics Teacher Education	0	0	0	0	0	1	0	0	1	1
13.1312	Music Teacher Education	0	0	0	0	0	2	0	1	1	2
13.1314	Physical Education Teaching and Coaching	0	2	0	0	0	7	0	7	2	9
13.1316	Science Teacher Education/General Science Teacher Educatio	0	0	0	0	1	1	0	1	1	2
13.1501	Teacher Assistant/Aide	0	0	0	0	0	23	0	1	22	23
14.0101	Engineering, General	3	1	0	0	6	73	7	79	11	90
14.9999	Engineering, Other	0	0	0	0	0	1	0	1	0	1
15.0000	Engineering Technology, General	0	4	0	1	0	18	0	14	9	23
15.0101	Architectural Engineering Technology/Technician	1	4	0	0	0	10	2	13	4	17
15.0201	Civil Engineering Technology/Technician	0	0	1	0	0	37	0	36	2	38
15.0303	Electrical, Electronic and Communications Engineering Tec	1	15	10	3	2	136	15	159	23	182
15.0304	Laser and Optical Technology/Technician	0	0	0	0	0	1	0	1	0	1
15.0401	Biomedical Technology/Technician	3	3	0	0	0	15	0	16	5	21
15.0403	Electromechanical Technology/Electromechanical Engineering	0	0	0	0	0	2	0	2	0	2
15.0404	Instrumentation Technology/Technician	0	0	0	0	0	2	1	2	1	3
15.0405	Robotics Technology/Technician	1	4	1	0	1	30	2	35	4	39
15.0501	Heating, Air Conditioning and Refrigeration Technology/Tec	4	2	1	1	1	120	10	134	5	139
15.0503	Energy Management and Systems Technology/Technician	0	2	0	0	0	8	1	10	1	11
15.0506	Water Quality and Wastewater Treatment Management and Recy	0	0	0	1	0	12	1	14	0	14
15.0507	Environmental Engineering Technology/Environmental Technol	0	0	0	0	0	10	0	2	8	10
15.0599	Environmental Control Technologies/Technicians, Other	0	0	0	0	0	2	0	1	1	2
15.0607	Plastics Engineering Technology/Technician	0	0	0	0	0	9	0	7	2	9
15.0611	Metallurgical Technology/Technician	0	2	0	0	0	3	0	5	0	5
15.0612	Industrial Technology/Technician (NEW)	0	0	0	0	0	12	0	9	3	12
15.0613	Manufacturing Technology/Technician (NEW)	1	2	1	1	3	41	6	50	5	55
15.0699	Industrial Production Technologies/Technicians, Other	3	35	6	2	4	145	18	111	102	213
15.0702	Quality Control Technology/Technician	0	3	2	0	1	16	3	12	13	25
15.0803	Automotive Engineering Technology/Technician	1	1	4	0	0	10	0	16	0	16
15.0805	Mechanical Engineering/Mechanical Technology/Technician	0	0	0	0	0	15	0	12	3	15
15.0899	Mechanical Engineering Related Technologies/Technicians, O	0	0	0	0	0	3	0	3	0	3
15.1001	Construction Engineering Technology/Technician	0	1	0	0	0	22	2	21	4	25
15.1102	Survey Technology/ Surveying	0	1	1	0	1	16	2	18	3	21

TABLE 29: AWARDS CONFERRED BY PROGRAM, ETHNICITY, AND GENDER, 2006-07

CIP Code	Program Name	Non-Resident	Black, Non-	Am.	White, Non-			Men	Women	Total	
		Alien	Hispanic	Asian	Indian	Hispanic	Hispanic				Unknown
15.1103	Hydraulics and Fluid Power Technology/ Technician	1	0	0	0	0	9	0	10	0	10
15.1201	Computer Engineering Technology/ Technician	0	2	0	0	0	2	1	5	0	5
15.1202	Computer Technology/Computer Systems Technology (NEW)	1	4	2	0	0	46	7	51	9	60
15.1203	Computer Hardware Technology/Technician (NEW)	1	0	0	0	0	6	0	5	2	7
15.1301	Drafting and Design Technology/Technician, General	0	5	0	3	1	60	6	62	13	75
15.1302	CAD/CADD Drafting and/or Design Technology/Technician (NE	0	5	7	1	3	83	20	101	18	119
15.1303	Architectural Drafting and Architectural CAD/CADD	0	0	3	0	0	33	3	32	7	39
15.1306	Mechanical Drafting and Mechanical Drafting CAD/CADD	3	1	3	0	2	90	18	97	20	117
15.1399	Drafting/Design Engineering Technologies/Technicians, Othe	0	0	0	0	0	10	1	9	2	11
15.9999	Engineering Technologies/Technicians, Other	0	1	1	0	0	29	0	25	6	31
16.0101	Foreign Languages and Literatures, General	0	0	0	0	0	6	0	3	3	6
16.1603	Sign Language Interpretation and Translation	0	2	0	1	0	27	2	3	29	32
19.0505	Foodservice Systems Administration/Management	1	2	0	0	0	4	0	3	4	7
19.0702	Adult Development and Aging (NEW)	0	3	0	0	0	10	0	0	13	13
19.0706	Child Development	2	9	1	0	2	80	6	1	99	100
19.0708	Child Care and Support Services Management (NEW)	5	41	1	0	6	135	15	4	199	203
19.0709	Child Care Provider/Assistant	3	41	4	1	5	128	13	1	194	195
19.0799	Human Development, Family Studies, and Related Services, O	0	0	0	0	0	1	1	0	2	2
22.0001	Pre-Law Studies	0	0	0	0	0	7	0	5	2	7
22.0301	Legal Administrative Assistant/Secretary	0	2	1	0	0	23	0	0	26	26
22.0302	Legal Assistant/Paralegal	4	27	5	2	4	151	18	18	193	211
22.0303	Court Reporting/Court Reporter	0	0	0	0	0	1	0	0	1	1
23.0101	English Language and Literature, General	0	0	0	0	0	28	0	10	18	28
23.0501	Creative Writing	0	0	0	0	0	1	0	1	0	1
23.1001	Speech and Rhetorical Studies	0	0	0	0	0	2	1	1	2	3
23.1101	Technical and Business Writ?ing	0	0	1	0	0	5	0	2	4	6
24.0101	Liberal Arts and Sciences/Liberal Studies	109	626	82	48	142	3423	335	1630	3135	4765
24.0102	General Studies	74	343	52	38	51	2,225	400	1,051	2,132	3,183
24.0103	Humanities/Humanistic Studies	0	0	1	0	0	37	1	13	26	39
24.0199	Liberal Arts and Sciences, General Studies and Humanities,	18	5	5	1	3	84	6	45	77	122
25.0101	Library Science/Librarianship	0	0	0	0	0	1	0	1	0	1
25.0301	Library Assistant/Technician	0	0	0	0	0	4	0	1	3	4
26.0101	Biology/Biological Sciences, General	1	2	1	0	1	51	2	18	40	58
26.1201	Biotechnology	0	0	0	0	0	2	0	0	2	2

TABLE 29: AWARDS CONFERRED BY PROGRAM, ETHNICITY, AND GENDER, 2006-07

CIP Code	Program Name	Ethnicity							Gender		
		Non-Resident Alien	Black, Non-Hispanic	Asian	Am. Indian	Hispanic	White, Non-Hispanic	Unknown	Men	Women	Total
27.0101	Mathematics, General	0	0	0	0	1	20	2	16	7	23
30.0101	Biological and Physical Sciences	0	4	1	0	0	18	1	9	15	24
30.1601	Accounting and Computer Science (NEW)	0	0	0	0	0	1	0	1	0	1
31.0301	Parks, Recreation and Leisure Facilities Management	0	0	0	0	0	6	0	5	1	6
31.0501	Health and Physical Education, General	0	0	0	1	0	2	0	3	0	3
31.0504	Sport and Fitness Administration/Management	0	0	0	0	0	2	0	1	1	2
31.0505	Kinesiology and Exercise Science	0	0	0	0	1	3	0	1	3	4
31.0599	Health and Physical Education/Fitness, Other	0	0	0	0	0	2	0	1	1	2
38.0201	Religion/Religious Studies	0	0	0	0	0	0	1	0	1	1
39.0501	Religious/Sacred Music	0	0	0	0	0	2	0	1	1	2
40.0101	Physical Sciences	0	0	1	2	2	42	2	19	30	49
40.0501	Chemistry, General	0	0	0	0	1	20	2	12	11	23
40.0601	Geology/Earth Science, General	0	0	0	0	0	2	0	1	1	2
40.0607	Oceanography, Chemical and Physical	0	0	0	0	0	1	0	0	1	1
40.0801	Physics, General	0	0	0	0	0	5	0	5	0	5
41.0301	Chemical Technology/Technician	0	1	0	0	0	31	2	26	8	34
41.9999	Science Technologies/Technicians, Other	0	1	1	0	0	1	1	3	1	4
42.0101	Psychology, General	0	3	0	0	4	74	1	19	63	82
42.1601	Social Psychology	0	1	0	0	0	3	2	0	6	6
43.0102	Corrections	0	60	0	2	5	118	13	71	127	198
43.0103	Criminal Justice/Law Enforcement Administration	0	13	5	2	7	186	23	155	81	236
43.0104	Criminal Justice/Safety Studies	0	0	1	1	1	9	0	9	3	12
43.0106	Forensic Science and Technology	0	0	0	0	0	3	0	1	2	3
43.0107	Criminal Justice/Police Science	1	53	2	5	14	425	26	354	172	526
43.0109	Security and Loss Prevention Services	0	0	0	0	1	2	0	3	0	3
43.0110	Juvenile Corrections (NEW)	0	1	0	0	0	4	0	0	5	5
43.0111	Criminalistics and Criminal Science (NEW)	1	2	0	0	0	11	0	6	8	14
43.0113	Corrections Administration (NEW)	0	0	0	0	0	2	0	1	1	2
43.0199	Corrections and Criminal Justice, Other	0	0	0	0	0	2	0	0	2	2
43.0201	Fire Protection and Safety Technology/Technician	0	0	0	0	0	16	5	18	3	21
43.0202	Fire Services Administration	0	0	0	0	0	1	0	1	0	1
43.0203	Fire Science/Firefighting	0	0	1	2	0	86	0	84	5	89
44.0000	Human Services, General (NEW)	0	8	0	0	1	12	4	4	21	25
44.0201	Community Organization and Advocacy	0	12	0	0	3	25	5	5	40	45

TABLE 29: AWARDS CONFERRED BY PROGRAM, ETHNICITY, AND GENDER, 2006-07

CIP Code	Program Name	Ethnicity							Gender		
		Non-Resident Alien	Black, Non-Hispanic	Asian	Am. Indian	Hispanic	White, Non-Hispanic	Unknown	Men	Women	Total
44.0701	Social Work	0	11	0	1	6	27	0	1	44	45
45.0101	Social Sciences, General	0	1	0	0	0	2	0	1	2	3
45.0601	Economics, General	0	0	0	0	0	2	0	2	0	2
45.0701	Geography	0	0	0	0	0	1	0	1	0	1
45.0901	International Relations and Affairs	0	0	0	0	1	0	0	0	1	1
45.0901	International Relations and Affairs	0	3	0	1	0	9	0	7	6	13
45.1001	Political Science and Government, General	0	0	0	0	0	9	0	6	3	9
45.1101	Sociology	0	3	0	0	0	10	0	4	9	13
45.9999	Social Sciences, Other	0	1	0	0	0	0	1	0	2	2
46.0000	Construction Trades, General (NEW)	0	2	1	1	0	14	2	19	1	20
46.0201	Carpentry/Carpenter	0	1	1	0	0	9	1	10	2	12
46.0302	Electrician	0	0	0	0	1	44	1	45	1	46
46.0303	Lineworker	0	0	0	0	0	25	13	36	2	38
46.0401	Building/Property Maintenance and Manager	0	2	0	0	0	1	0	2	1	3
46.0412	Building/Construction Site Management/Manager (NEW)	2	0	0	0	3	18	0	21	2	23
46.0499	Building/Construction Finishing, Management, and Inspectio	0	0	0	0	0	11	1	12	0	12
46.0502	Pipefitting/Pipefitter and Sprinkler Fitter (NEW)	0	0	0	0	0	22	3	24	1	25
46.0503	Plumbing Technology/Plumber (NEW)	0	2	0	0	0	7	3	9	3	12
47.0000	Mechanics and Repairers, General (NEW)	0	0	0	0	0	3	0	3	0	3
47.0101	Electrical/Electronics Equipment Installation and Repair,	0	0	0	0	0	6	2	5	3	8
47.0104	Computer Installation and Repair Technology/Technician	0	1	0	0	0	26	0	24	3	27
47.0105	Industrial Electronics Technology/Technician	0	3	0	2	0	20	5	26	4	30
47.0199	Electrical/Electronics Maintenance and Repair Technology,	0	0	0	0	0	1	0	1	0	1
47.0201	Heating, Air Conditioning, Ventilation and Refrigeration M	0	10	2	2	1	92	5	110	2	112
47.0303	Industrial Mechanics and Maintenance Technology	0	23	0	4	6	62	30	113	12	125
47.0603	Autobody/Collision and Repair Technology/Technician	1	0	0	0	0	25	2	23	5	28
47.0604	Automobile/Automotive Mechanics Technology/Technician	10	22	9	13	9	384	47	453	41	494
47.0605	Diesel Mechanics Technology/Technician	0	1	0	0	0	2	0	3	0	3
47.0607	Airframe Mechanics and Aircraft Maintenance Technology/Tec	0	1	0	0	0	5	1	6	1	7
47.0608	Aircraft Powerplant Technology/Technician	0	1	0	0	0	4	0	3	2	5
47.0609	Avionics Maintenance Technology/Technician	0	0	0	0	0	1	0	1	0	1
47.0699	Vehicle Maintenance and Repair Technologies, Other	0	0	0	0	0	4	0	4	0	4
47.9999	Mechanic and Repair Technologies/Technicians, Other	0	1	0	0	1	26	4	29	3	32
48.0501	Machine Tool Technology/Machinist	0	3	0	0	1	15	2	17	4	21

TABLE 29: AWARDS CONFERRED BY PROGRAM, ETHNICITY, AND GENDER, 2006-07

CIP Code	Program Name	Ethnicity							Gender		
		Non-Resident Alien	Black, Non-Hispanic	Asian	Am. Indian	Hispanic	White, Non-Hispanic	Unknown	Men	Women	Total
48.0503	Machine Shop Technology/Assistant	0	0	0	0	0	20	0	18	2	20
48.0506	Sheet Metal Technology/Sheetworking	0	0	0	0	0	0	1	0	1	1
48.0507	Tool and Die Technology/Technician	0	0	0	0	1	19	2	20	2	22
48.0508	Welding Technology/Welder	0	2	0	1	1	78	3	80	5	85
48.0703	Cabinetmaking and Millwork/Millwright	0	0	0	0	0	10	2	10	2	12
48.9999	Precision Production, Other	0	2	1	1	3	97	3	99	8	107
49.0102	Airline/Commercial/Professional Pilot and Flight Crew	0	0	0	0	0	11	0	11	0	11
49.0202	Construction/Heavy Equipment/Earthmoving Equipment Operati	0	0	1	0	0	21	4	26	0	26
49.0205	Truck and Bus Driver/Commercial Vehicle Operation	0	7	0	0	2	89	9	103	4	107
49.0309	Marine Science/Merchant Marine Officer	0	0	0	0	0	13	0	13	0	13
50.0101	Visual and Performing Arts, General	0	0	0	1	0	10	1	3	9	12
50.0402	Commercial and Advertising Art	0	3	6	0	3	109	9	64	66	130
50.0408	Interior Design	3	3	1	0	1	37	4	4	45	49
50.0409	Graphic Design (NEW)	4	4	1	2	3	86	4	37	67	104
50.0410	Illustration (NEW)	0	0	0	0	0	2	0	2	0	2
50.0501	Drama and Dramatics/Theatre Arts, General	0	0	0	0	2	7	0	1	8	9
50.0502	Technical Theatre/Theatre Design and Technology	0	0	0	0	0	1	0	1	0	1
50.0506	Acting (NEW)	0	0	0	0	0	1	0	0	1	1
50.0602	Cinematography and Film/Video Production	0	1	0	0	1	4	1	5	2	7
50.0605	Photography	3	2	1	0	4	39	2	20	31	51
50.0701	Art/Art Studies, General	1	1	0	0	0	20	0	9	13	22
50.0702	Fine/Studio Arts, General	1	0	0	0	0	20	1	6	16	22
50.0703	Art History, Criticism and Conservation	0	0	0	0	0	3	0	0	3	3
50.0901	Music, General	0	1	0	0	0	6	1	6	2	8
50.0903	Music Performance, General	0	2	0	0	0	4	1	7	0	7
50.0904	Music Theory and Composition	0	0	0	0	0	1	0	1	0	1
50.0907	Piano and Organ	0	0	0	0	0	2	0	0	2	2
50.0908	Voice and Opera	0	0	0	0	0	1	0	0	1	1
50.0909	Music Management and Merchandising	0	0	0	1	0	1	0	0	2	2
50.9999	Music, Other	0	9	0	0	1	25	4	31	8	39
51.0000	Health Services/Allied Health/Health Sciences, General (N	4	8	3	1	0	84	6	22	84	106
51.0601	Dental Assisting/Assistant	1	15	1	3	6	117	6	0	149	149
51.0602	Dental Hygiene/Hygienist	2	5	4	0	1	151	16	3	176	179
51.0603	Dental Laboratory Technology/Technician	0	1	0	0	0	2	0	3	0	3

TABLE 29: AWARDS CONFERRED BY PROGRAM, ETHNICITY, AND GENDER, 2006-07

CIP Code	Program Name	Ethnicity							Men	Women	Total
		Non-Resident Alien	Black, Non-Hispanic	Asian	Am. Indian	Hispanic	White, Non-Hispanic	Unknown			
51.0701	Health/Health Care Administration/Management	0	5	0	0	0	2	0	1	6	7
51.0703	Health Unit Coordinator/Ward Clerk	1	14	0	1	2	55	4	4	73	77
51.0705	Medical Office Management/Administration	0	1	0	0	0	11	0	0	12	12
51.0707	Health Information/Medical Records Technology/Technician	1	1	2	0	0	46	4	4	50	54
51.0708	Medical Transcription/Transcriptionist	0	5	1	0	4	71	8	4	85	89
51.0710	Medical Office Assistant/Specialist (NEW)	1	2	5	0	0	50	4	4	58	62
51.0711	Medical/Health Management and Clinical Assistant/Specialis	0	2	0	0	0	8	0	1	9	10
51.0712	Medical Reception/Receptionist (NEW)	0	0	0	1	1	15	6	0	23	23
51.0713	Medical Insurance Coding Specialist/Coder (NEW)	1	2	1	1	1	72	7	6	79	85
51.0714	Medical Insurance Specialist/Medical Biller (NEW)	0	7	14	0	1	82	17	7	114	121
51.0716	Medical Administrative/Executive Assistant and Medical Sec	0	8	2	0	2	90	7	2	107	109
51.0799	Health and Medical Administrative Services, Other	0	5	0	0	0	18	7	4	26	30
51.0801	Medical/Clinical Assistant	4	13	12	1	4	217	27	2	276	278
51.0802	Clinical/Medical Laboratory Assistant	0	0	0	0	0	18	2	0	20	20
51.0803	Occupational Therapist Assistant	0	9	2	0	0	31	6	6	42	48
51.0805	Pharmacy Technician/Assistant	1	14	3	0	5	74	11	23	85	108
51.0806	Physical Therapist Assistant	2	2	0	1	1	65	10	23	58	81
51.0808	Veterinary/Animal Health Technology/Technician and Veterin	1	2	0	0	1	64	4	0	72	72
51.0810	Emergency Care Attendant (EMT Ambulance) (NEW)	0	0	0	0	0	1	0	0	1	1
51.0812	Respiratory Therapy Technician/Assistant (NEW)	0	0	4	0	0	15	3	1	21	22
51.0902	Electrocardiograph Technology/Technician	0	0	0	0	0	11	1	2	10	12
51.0904	Emergency Medical Technology/Technician (EMT Paramedic)	3	6	2	1	4	191	24	136	95	231
51.0907	Medical Radiologic Technology/Science	3	3	4	1	4	118	5	29	109	138
51.0908	Respiratory Care Therapy/Therapist	0	11	3	0	0	93	8	26	89	115
51.0909	Surgical Technology/Technologist	1	27	1	2	2	96	9	18	120	138
51.0910	Diagnostic Medical Sonography/Sonographer and Ultrasound	3	3	1	0	1	81	8	11	86	97
51.0911	Radiologic Technology/Science	0	6	2	0	3	56	10	19	58	77
51.1004	Clinical/Medical Laboratory Technician	0	1	0	0	0	11	0	4	8	12
51.1005	Clinical Laboratory Science/Medical Technology/Technologis	0	1	0	0	0	3	0	2	2	4
51.1008	Histologic Technician (NEW)	0	0	0	1	0	1	0	0	2	2
51.1009	Phlebotomy/Phlebotomist (NEW)	3	28	7	2	16	256	35	33	314	347
51.1101	Pre-Dentistry Studies	0	0	0	0	0	2	0	2	0	2
51.1102	Pre-Medicine/Pre-Medical Studies	1	2	1	0	1	9	1	7	8	15
51.1103	Pre-Pharmacy Studies	0	2	0	0	0	15	2	10	9	19

TABLE 29: AWARDS CONFERRED BY PROGRAM, ETHNICITY, AND GENDER, 2006-07

CIP Code	Program Name	Ethnicity							Gender		
		Non-Resident Alien	Black, Non-Hispanic	Asian	Am. Indian	Hispanic	White, Non-Hispanic	Unknown	Men	Women	Total
51.1104	Pre-Veterinary Studies	0	1	0	0	1	7	0	1	8	9
51.1105	Pre-Nursing Studies (NEW)	0	0	0	0	0	2	0	0	2	2
51.1201	Medicine (MD)	0	0	0	0	0	4	0	1	3	4
51.1501	Substance Abuse/Addiction Counseling	0	1	0	0	0	0	0	0	1	1
51.1502	Psychiatric/Mental Health Services Technician	0	8	0	0	0	0	0	1	7	8
51.1504	Community Health Services/Liaison/Counseling	0	10	0	0	0	16	1	6	21	27
51.1599	Mental and Social Health Services and Allied Professions,	3	14	1	0	0	19	1	5	33	38
51.1601	Nursing - Registered Nurse Training (RN, ASN, BSN, MSN)	45	185	34	11	47	1,605	97	226	1,798	2,024
51.1605	Family Practice Nurse/Nurse Practitioner	0	0	0	0	0	3	0	1	2	3
51.1613	Licensed Practical /Vocational Nurse Training (LPN, LVN, C	17	56	8	10	26	964	56	119	1,018	1,137
51.1614	Nurse/Nursing Assistant/Aide and Patient Care Assistant	5	106	16	1	16	295	46	66	419	485
51.1616	Clinical Nurse Specialist (NEW)	0	5	1	4	3	123	3	13	126	139
51.1802	Optometric Technician/Assistant	0	0	0	0	0	1	0	0	1	1
51.2306	Occupational Therapy/Therapist	0	0	0	0	0	4	0	0	4	4
51.2308	Physical Therapy/Therapist	0	1	0	0	1	14	0	3	13	16
51.2309	Therapeutic Recreation/ Recreational Therapy	0	0	0	0	0	1	0	0	1	1
51.3101	Dietetics/ Dietitian (RD)	0	0	0	0	1	5	0	0	6	6
51.3103	Dietetic Technician (DTR) (NEW)	0	1	0	0	0	0	0	0	1	1
51.3501	Massage Therapy/Therapeutic Massage	1	3	2	2	4	68	2	11	71	82
51.3601	Movement Therapy and Movement Education	0	0	0	0	0	1	0	0	1	1
51.9999	Health Professions and Related Clinical Sciences, Other	0	0	0	0	0	4	0	0	4	4
52.0101	Business/Commerce, General	8	32	3	3	16	448	32	205	337	542
52.0201	Business Administration and Management, General	69	133	20	9	25	912	60	502	726	1,228
52.0204	Office Management and Supervision	1	9	0	1	1	70	6	30	58	88
52.0205	Operations Management and Supervision	0	0	0	0	0	1	0	1	0	1
52.0207	Customer Service Management (NEW)	0	0	0	0	0	4	1	0	5	5
52.0208	E-Commerce/Electronic Commerce (NEW)	0	0	2	0	0	3	1	4	2	6
52.0299	Business/Managerial Operations, Other	0	0	0	0	0	3	0	1	2	3
52.0301	Accounting	11	6	4	2	2	71	4	24	76	100
52.0302	Accounting Technology/Technician and Bookkeeping	9	35	17	3	4	292	14	78	296	374
52.0305	Accounting and Business/Management (NEW)	1	0	0	0	0	1	0	1	1	2
52.0399	Accounting and Related Services, Other	0	2	0	1	0	6	2	2	9	11
52.0401	Administrative Assistant and Secretarial Science, General	1	25	3	2	5	102	3	2	139	141
52.0402	Executive Assistant/Executive Secretary	0	6	1	1	2	46	3	0	59	59

TABLE 29: AWARDS CONFERRED BY PROGRAM, ETHNICITY, AND GENDER, 2006-07

CIP Code	Program Name	Ethnicity							Gender		
		Non-Resident Alien	Black, Non-Hispanic	Asian	Am. Indian	Hispanic	White, Non-Hispanic	Unknown	Men	Women	Total
52.0407	Business/Office Automation/Technology/Data Entry	1	0	0	2	0	41	0	4	40	44
52.0408	General Office Occupations and Clerical Services	0	0	0	0	1	39	0	0	40	40
52.0411	Customer Service Support/Call Center/Teleservice Operation	0	1	0	0	1	10	0	9	3	12
52.0499	Business Operations Support and Secretarial Services, Othe	0	0	0	0	0	1	0	0	1	1
52.0701	Entrepreneurship/Entrepreneurial Studies	0	6	0	0	0	21	2	8	21	29
52.0703	Small Business Administration/Management (NEW)	0	1	0	0	2	41	2	13	33	46
52.0803	Banking and Financial Support Services	0	0	0	0	0	3	1	1	3	4
52.0901	Hospitality Administration/Management, General	1	3	0	0	1	9	2	7	9	16
52.0903	Tourism and Travel Services Management	5	0	0	0	0	2	0	1	6	7
52.0904	Hotel/Motel Administration/Management (NEW)	3	1	0	0	0	8	1	4	9	13
52.1001	Human Resources Management/Personnel Administration, Genei	1	5	0	0	1	10	1	3	15	18
52.1002	Labor and Industrial Relations	0	0	0	0	0	2	0	2	0	2
52.1101	International Business/Trade/Commerce	2	0	0	0	1	4	2	5	4	9
52.1201	Management Information Systems, General	0	1	1	0	0	13	0	10	5	15
52.1206	Information Resources Management/CIO Training (NEW)	0	0	0	0	0	5	0	1	4	5
52.1299	Management Information Systems and Services, Other	0	1	0	0	0	0	0	0	1	1
52.1401	Marketing/Marketing Management, General	4	9	0	0	2	70	9	29	65	94
52.1501	Real Estate	1	1	0	0	0	2	0	3	1	4
52.1801	Sales, Distribution and Marketing Operations, General	2	0	2	0	2	16	2	8	16	24
52.1802	Merchandising and Buying Operations	0	0	0	0	0	1	1	0	2	2
52.1803	Retailing and Retail Operations	0	2	0	0	0	6	0	1	7	8
52.1804	Selling Skills and Sales Operations	1	6	2	0	0	14	5	14	14	28
52.1902	Fashion Merchandising	1	2	0	0	0	3	0	0	6	6
52.1909	Special Products Marketing Operations (NEW)	0	0	0	0	0	2	0	1	1	2
52.2001	Construction Management (NEW)	1	0	0	0	0	1	0	2	0	2
52.9999	Business, Management, Marketing, and Related Support Servi	0	2	0	0	0	9	0	1	10	11
54.0101	History, General	0	0	0	0	0	12	0	7	5	12
TOTAL		530	2,534	455	233	611	19,647	1,924	9,189	16,745	25,934

TABLE 30: TOP TWENTY PROGRAMS IN WHICH THE GREATEST NUMBER OF AWARDS WERE CONFERRED, 2006-07

Sixty-four percent (64%) of the awards conferred were in the following programs:

CIP Code	Program Name	Non-Resident Alien	Black, Non-Hispanic	Asian	Am. Indian	Hispanic	White, Non-Hispanic	Unknown	Men	Women	Total
24.0101	Liberal Arts and Sciences/Liberal Studies	109	626	82	48	142	3,423	335	1,630	3,135	4,765
24.0102	General Studies	74	343	52	38	51	2,225	400	1,051	2,132	3,183
51.1601	Nursing - Registered Nurse Training (RN, ASN, BSN, MSN)	45	185	34	11	47	1,605	97	226	1,798	2,024
51.1613	Licensed Practical /Vocational Nurse Training (LPN, LVN,	17	56	8	10	26	964	56	119	1,018	1,137
52.0201	Business Administration and Management, General	69	133	20	9	25	912	60	502	726	1,228
51.1614	Nurse/Nursing Assistant/Aide and Patient Care Assistant	5	106	16	1	16	295	46	66	419	485
52.0101	Business/Commerce, General	8	32	3	3	16	448	32	205	337	542
51.1009	Phlebotomy/Phlebotomist (NEW)	3	28	7	2	16	256	35	33	314	347
52.0302	Accounting Technology/Technician and Bookkeeping	9	35	17	3	4	292	14	78	296	374
51.0801	Medical/Clinical Assistant	4	13	12	1	4	217	27	2	276	278
13.1202	Elementary Education and Teaching	1	30	2	1	13	219	11	51	226	277
19.0708	Child Care and Support Services Management (NEW)	5	41	1	0	6	135	15	4	199	203
19.0709	Child Care Provider/Assistant	3	41	4	1	5	128	13	1	194	195
22.0302	Legal Assistant/Paralegal	4	27	5	2	4	151	18	18	193	211
51.0602	Dental Hygiene/Hygienist	2	5	4	0	1	151	16	3	176	179
43.0107	Criminal Justice/Police Science	1	53	2	5	14	425	26	354	172	526
51.0601	Dental Assisting/Assistant	1	15	1	3	6	117	6	0	149	149
52.0401	Administrative Assistant and Secretarial Science, General	1	25	3	2	5	102	3	2	139	141
43.0102	Corrections	0	60	0	2	5	118	13	71	127	198
12.0503	Culinary Arts/Chef Training	1	16	9	1	3	171	29	104	126	230
TOTAL		362	1,870	282	143	409	12,354	1,252	4,520	12,152	16,672

Awards Conferred by Special Populations, 2006-07

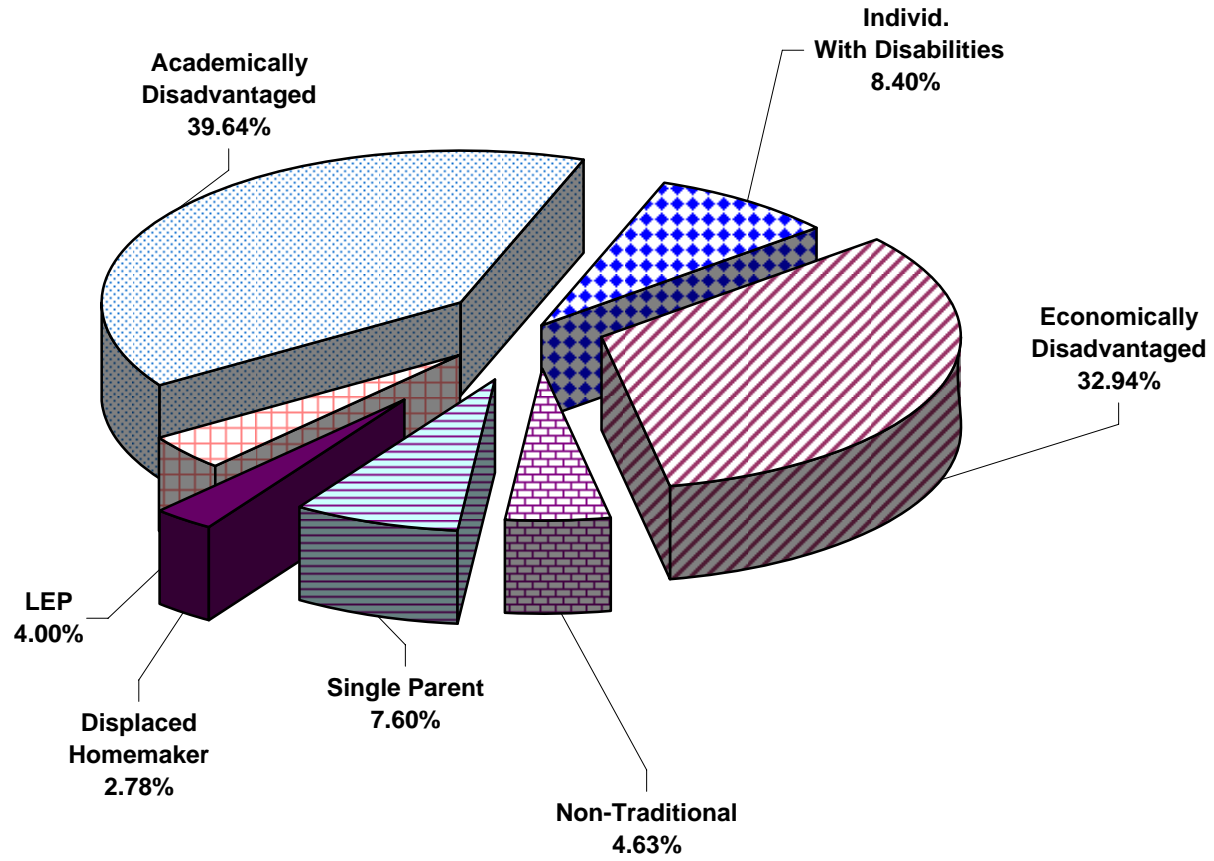


TABLE 31: AWARDS CONFERRED BY SPECIAL POPULATION AND COMMUNITY COLLEGE, 2006-07

COMMUNITY COLLEGE	Individ. With Disabilities		Econ. Disadvantaged		Non-Traditional		Single Parent		Displaced Homemaker		LEP		Acad. Disadvantaged	
	Men	Wom	Men	Wom	Men	Wom	Men	Wom	Men	Wom	Men	Wom	Men	Wom
Alpena	0	0	2	8	15	10	0	4	0	1	0	2	0	5
Bay De Noc	4	5	9	31	2	1	2	3	0	3	1	0	16	44
Mott	4	1	7	49	4	17	1	27	0	10	0	1	10	51
Delta College	9	2	58	171	42	42	0	0	0	0	0	0	115	193
Glen Oaks	9	3	1	19	2	2	0	21	0	3	0	0	1	16
Gogebic	1	4	11	36	19	1	0	10	0	0	0	0	21	23
Grand Rapids	27	26	14	33	6	2	0	18	0	3	1	1	13	23
Henry Ford	100	51	199	466	10	7	1	40	0	8	10	25	222	455
Jackson	0	0	0	3	0	0	0	2	0	1	0	0	0	0
Kalamazoo Valley	27	8	11	22	23	14	0	2	0	1	0	0	107	129
Kellogg	1	0	2	27	5	6	0	27	0	3	0	1	10	54
Kirtland	9	3	7	29	3	1	0	9	0	16	0	0	4	15
Lake Michigan	3	3	12	62	4	1	0	4	0	14	2	5	4	17
Lansing	1	0	1	6	0	0	0	0	0	0	0	0	13	68
Macomb	8	4	16	46	3	2	4	20	0	3	37	46	75	110
Mid Michigan	0	1	3	18	2	1	1	10	0	3	0	0	1	28
Monroe County	0	0	0	0	0	0	0	0	0	0	0	0	0	0
Montcalm	1	0	0	14	4	0	0	5	0	4	0	0	0	5
Muskegon	1	2	4	17	7	1	0	14	0	1	0	0	5	20
North Central Michigan	2	3	2	11	7	4	0	10	0	3	0	0	5	2
Northwestern Michigan	0	3	17	33	8	2	1	11	0	2	2	4	8	21
Oakland	55	44	14	54	1	1	0	16	0	4	26	56	67	193
Schoolcraft	3	3	7	21	2	3	0	2	0	0	0	2	11	60
St. Clair County	19	9	36	161	6	4	1	31	0	59	0	4	84	177
Southwestern Michigan	0	0	0	7	0	0	0	0	0	0	0	0	4	10
Washtenaw	43	43	51	180	4	7	0	147	0	18	8	20	20	58
Wayne County	7	6	9	16	0	2	0	3	0	0	1	2	14	33
West Shore	2	3	2	17	5	0	0	1	0	0	0	0	11	33
TOTAL	336	227	495	1,557	184	131	11	437	0	160	88	169	841	1,843
	563		2,052		315		448		160		257		2,684	

TABLE 32: AWARDS CONFERRED BY SPECIAL POPULATIONS AND PROGRAM, 2006-07

CIP Code	Program Name	Individuals with Disabilities	Economically Disadvantaged	Non-Traditional	Single Parent	Displaced Homemaker	LEP	Academically Disadvantaged
01.0304	Crop Production	0	0	0	0	0	0	0
01.0601	Applied Horticulture/Horticultural Operations, General	0	0	0	0	0	0	0
01.0603	Ornamental Horticulture	0	0	0	0	0	0	0
01.0605	Landscaping and Groundskeeping	0	1	0	0	0	0	1
01.0607	Turf and Turfgrass Management	0	0	0	0	0	0	0
03.0101	Natural Resources/Conservation, General	0	0	0	0	0	0	0
03.0104	Environmental Science (NEW)	0	0	0	0	0	0	0
03.0501	Forestry, General	0	0	0	0	0	0	0
04.0201	Architecture (BArch, BA/BS, MArch, MA/MS, PhD)	0	0	0	0	0	0	0
04.0901	Architectural Technology/Technician (NEW)	4	14	0	0	0	0	19
04.9999	Architecture and Related Services, Other	0	0	0	0	0	0	0
09.0101	Communication Studies/Speech Communication and Rhetori	0	1	0	0	0	0	1
09.0102	Mass Communication/ Media Studies	2	1	0	0	0	0	1
09.0401	Journalism	0	0	1	0	0	0	0
09.0701	Radio and Television	0	4	0	0	0	0	6
09.0702	Digital Communication and Media/Multimedia (NEW)	0	0	0	0	0	0	0
09.0902	Public Relations/Image Management (NEW)	0	0	0	0	0	0	0
10.0105	Communications Technology/Technician (NEW)	0	0	0	0	0	0	0
10.0201	Photographic and Film/ Video Technology/Technician and A	1	2	0	2	0	0	1
10.0202	Radio and Television Broadcasting Technology/Technician	0	0	0	0	0	0	1
10.0203	Recording Arts Technology/Technician (NEW)	0	0	0	0	0	0	0
10.0301	Graphic Communications, General (NEW)	0	3	0	0	0	0	2
10.0303	Prepress/Desktop Publishing and Digital Imaging Design	1	0	0	0	0	0	1
10.0304	Animation, Interactive Technology, Video Graphics and Spe	0	4	4	0	0	0	4
10.0305	Graphic and Printing Equipment Operator, General Productic	0	0	0	0	0	0	0
11.0101	Computer and Information Sciences, General	0	1	0	0	0	0	0
11.0103	Information Technology (NEW)	0	1	0	0	0	1	2
11.0199	Computer Science, Other (NEW)	0	2	0	0	0	0	0
11.0201	Computer Programming/Programmer, General	3	22	1	1	2	4	25
11.0202	Computer Programming Special Applications (NEW)	1	7	0	2	0	0	2
11.0301	Data Processing and Data Processing Technology/Technicia	2	3	0	0	0	0	5
11.0401	Information Science/Studies	0	0	0	0	0	0	1
11.0501	Computer Systems Analyst/Analysis	1	1	0	0	0	0	6
11.0601	Data Entry/Microcomputer Applications, General (NEW)	1	2	0	4	0	0	0

TABLE 32: AWARDS CONFERRED BY SPECIAL POPULATIONS AND PROGRAM, 2006-07

CIP Code	Program Name	Individuals with Disabilities	Economically Disadvantaged	Non-Traditional	Single Parent	Displaced Homemaker	LEP	Academically Disadvantaged
11.0602	Word Processing (NEW)	2	1	0	1	1	0	2
11.0701	Computer Science	0	0	0	0	0	0	0
11.0801	Web Page, Digital/Multimedia and Information Resources De	0	4	0	1	0	0	2
11.0802	Data Modeling/Warehousing and Database Administration (I	0	0	0	0	0	0	0
11.0803	Computer Graphics (NEW)	5	1	0	2	1	0	16
11.0899	Computer Software and Media Applications, Other (NEW)	4	5	0	0	0	1	6
11.0901	Computer Systems Networking and Telecommunications (N	3	18	0	0	0	0	12
11.1001	System Administration/Administrator (NEW)	0	0	0	0	0	0	0
11.1002	System, Networking, and LAN/WAN Management/Manager	0	0	0	0	0	1	0
11.1003	Computer and Information Systems Security (NEW)	1	0	0	1	0	0	0
11.1004	Web/Multimedia Management and Webmaster (NEW)	0	4	0	0	0	2	4
11.1099	Computer/Information Technology Services Administration ar	1	0	0	0	0	0	0
11.9999	Computer and Information Sciences and Support Services, C	0	1	0	0	0	0	1
12.0301	Funeral Service and Mortuary Science, General	0	0	0	0	0	0	0
12.0401	Cosmetology/Cosmetologist, General	0	11	0	3	2	0	4
12.0412	Salon/Beauty Salon Management/Manager (NEW)	0	1	0	0	0	0	4
12.0501	Baking and Pastry Arts/Baker/Pastry Chef	4	8	0	0	0	0	8
12.0503	Culinary Arts/Chef Training	9	26	1	2	1	2	36
12.0504	Restaurant, Culinary, and Catering Management/Manager	2	3	0	1	0	1	2
12.0505	Food Preparation/Professional Cooking/Kitchen Assistant	0	0	0	0	0	0	0
12.0507	Food Service, Waiter/Waitress, and Dining Room Manageme	0	0	0	0	0	0	2
12.0508	Institutional Food Workers (NEW)	0	4	0	0	0	0	3
12.9999	Personal and Culinary Services, Other	0	0	0	0	0	0	0
13.0101	Education, General	0	6	0	1	1	0	2
13.1001	Special Education and Teaching, General	1	4	0	0	0	0	1
13.1202	Elementary Education and Teaching	5	38	0	4	0	3	25
13.1205	Secondary Education and Teaching	2	18	0	3	0	0	11
13.1206	Teacher Education, Multiple Levels	0	0	0	0	0	0	0
13.1209	Kindergarten/PreSchool Education and Teaching (NEW)	0	0	0	0	0	0	0
13.1210	Early Childhood Education and Teaching (NEW)	0	9	1	0	1	0	7
13.1302	Art Teacher Education	1	0	0	0	0	0	0
13.1303	Business Teacher Education	0	0	0	0	0	0	0
13.1305	English/Language Arts Teacher Education	0	0	0	0	0	0	0
13.1306	Foreign Language Teacher Education	0	0	0	0	0	0	0
13.1309	Technology Teacher Education/Industrial Arts Teacher Educ	0	0	0	0	0	0	0
13.1311	Mathematics Teacher Education	0	0	0	0	0	0	0

TABLE 32: AWARDS CONFERRED BY SPECIAL POPULATIONS AND PROGRAM, 2006-07

CIP Code	Program Name	Individuals with Disabilities	Economically Disadvantaged	Non-Traditional	Single Parent	Displaced Homemaker	LEP	Academically Disadvantaged
13.1312	Music Teacher Education	0	0	0	0	0	0	0
13.1314	Physical Education Teaching and Coaching	0	0	0	0	0	0	0
13.1316	Science Teacher Education/General Science Teacher Educa	0	0	0	0	0	0	0
13.1501	Teacher Assistant/Aide	0	0	0	0	0	0	0
14.0101	Engineering, General	1	7	0	0	0	3	5
14.9999	Engineering, Other	0	0	0	0	0	0	0
15.0000	Engineering Technology, General	0	1	0	0	0	0	2
15.0101	Architectural Engineering Technology/Technician	2	1	0	0	0	1	3
15.0201	Civil Engineering Technology/Technician	0	0	2	0	0	0	1
15.0303	Electrical, Electronic and Communications Engineering Tec	3	7	1	1	0	8	27
15.0304	Laser and Optical Technology/Technician	0	0	0	0	0	0	0
15.0401	Biomedical Technology/Technician	0	2	0	0	0	0	6
15.0403	Electromechanical Technology/Electromechanical Engineerir	0	0	0	0	0	0	0
15.0404	Instrumentation Technology/Technician	0	0	0	0	0	0	0
15.0405	Robotics Technology/Technician	4	1	1	1	0	2	2
15.0501	Heating, Air Conditioning and Refrigeration Technology/Tec	1	6	1	1	0	6	21
15.0503	Energy Management and Systems Technology/Technician	2	7	0	0	0	0	3
15.0506	Water Quality and Wastewater Treatment Management and I	0	0	0	0	0	0	2
15.0507	Environmental Engineering Technology/Environmental Techr	0	1	0	0	0	0	0
15.0599	Environmental Control Technologies/Technicians, Other	0	0	0	0	0	0	0
48.0503	Machine Shop Technology/Assistant	2	0	0	0	0	0	1
48.0506	Sheet Metal Technology/Sheetworking	0	0	0	0	0	0	0
48.0507	Tool and Die Technology/Technician	0	0	0	0	0	0	0
48.0508	Welding Technology/Welder	4	2	3	0	0	0	8
48.0703	Cabinetmaking and Millwork/Millwright	0	0	0	0	0	0	0
48.9999	Precision Production, Other	1	1	0	0	0	0	4
49.0102	Airline/Commercial/Professional Pilot and Flight Crew	0	4	0	0	0	0	0
49.0202	Construction/Heavy Equipment/Earthmoving Equipment Ope	0	0	0	0	0	0	1
49.0205	Truck and Bus Driver/Commercial Vehicle Operation	0	1	0	0	0	0	0
49.0309	Marine Science/Merchant Marine Officer	0	1	0	0	0	0	1
50.0101	Visual and Performing Arts, General	0	0	0	0	0	0	1
50.0402	Commercial and Advertising Art	1	15	0	2	0	0	11
50.0408	Interior Design	1	4	0	0	0	0	4
50.0409	Graphic Design (NEW)	8	3	1	3	0	0	7
50.0410	Illustration (NEW)	0	0	0	0	0	0	0
50.0501	Drama and Dramatics/Theatre Arts, General	1	0	0	0	0	0	0

TABLE 32: AWARDS CONFERRED BY SPECIAL POPULATIONS AND PROGRAM, 2006-07

CIP Code	Program Name	Individuals with Disabilities	Economically Disadvantaged	Non-Traditional	Single Parent	Displaced Homemaker	LEP	Academically Disadvantaged
50.0502	Technical Theatre/Theatre Design and Technology	0	0	0	0	0	0	0
50.0506	Acting (NEW)	0	0	0	0	0	0	0
50.0602	Cinematography and Film/Video Production	0	0	0	0	0	0	0
50.0605	Photography	3	0	0	0	0	0	0
50.0701	Art/Art Studies, General	3	2	0	0	0	1	3
50.0702	Fine/Studio Arts, General	1	0	0	0	1	0	0
50.0703	Art History, Criticism and Conservation	0	0	0	0	0	0	0
50.0901	Music, General	0	3	0	0	0	0	0
50.0903	Music Performance, General	0	1	0	0	0	0	1
50.0904	Music Theory and Composition	0	0	0	0	0	0	0
50.0907	Piano and Organ	0	0	0	0	0	0	0
50.0908	Voice and Opera	0	0	0	0	0	0	0
50.0909	Music Management and Merchandising	0	0	0	0	0	0	0
50.0999	Music, Other	1	1	0	0	0	0	0
51.0000	Health Services/Allied Health/Health Sciences, General (N	1	15	1	4	2	2	9
51.0601	Dental Assisting/Assistant	2	7	0	2	1	0	8
51.0602	Dental Hygiene/Hygienist	1	7	0	1	0	2	18
51.0603	Dental Laboratory Technology/Technician	0	0	0	0	0	0	0
51.0701	Health/Health Care Administration/Management	0	0	0	0	0	0	0
51.0703	Health Unit Coordinator/Ward Clerk	0	0	0	0	0	0	4
51.0705	Medical Office Management/Administration	0	2	0	2	0	0	2
51.0707	Health Information/Medical Records Technology/Technician	2	12	0	0	5	1	17
51.0708	Medical Transcription/Transcriptionist	1	10	0	2	1	0	6
51.0710	Medical Office Assistant/Specialist (NEW)	1	11	0	3	5	0	8
51.0711	Medical/Health Management and Clinical Assistant/Specialis	0	0	0	0	0	0	0
51.0712	Medical Reception/Receptionist (NEW)	0	0	0	0	0	0	0
51.0713	Medical Insurance Coding Specialist/Coder (NEW)	1	14	0	3	0	0	16
51.0714	Medical Insurance Specialist/Medical Biller (NEW)	1	24	1	3	3	0	16
51.0716	Medical Administrative/Executive Assistant and Medical Sec	1	15	1	5	3	0	13
51.0799	Health and Medical Administrative Services, Other	0	0	0	0	0	0	1
51.0801	Medical/Clinical Assistant	0	15	1	6	3	5	34
51.0802	Clinical/Medical Laboratory Assistant	0	1	0	0	0	0	3
51.0803	Occupational Therapist Assistant	1	1	1	0	0	1	1
51.0805	Pharmacy Technician/Assistant	0	9	0	1	0	4	15
51.0806	Physical Therapist Assistant	0	13	5	0	0	0	18
51.0808	Veterinary/Animal Health Technology/Technician and Veterin	0	1	0	1	0	0	2

TABLE 32: AWARDS CONFERRED BY SPECIAL POPULATIONS AND PROGRAM, 2006-07

CIP Code	Program Name	Individuals with Disabilities	Economically Disadvantaged	Non-Traditional	Single Parent	Displaced Homemaker	LEP	Academically Disadvantaged
51.0810	Emergency Care Attendant (EMT Ambulance) (NEW)	0	0	0	0	0	0	0
51.0812	Respiratory Therapy Technician/Assistant (NEW)	0	1	0	1	0	2	0
51.0902	Electrocardiograph Technology/Technician	0	0	0	0	0	0	0
51.0904	Emergency Medical Technology/Technician (EMT Paramedic	3	12	8	2	2	0	25
51.0907	Medical Radiologic Technology/Science ? Radiation Therapist	0	15	5	7	1	2	11
51.0908	Respiratory Care Therapy/Therapist	1	21	12	4	1	1	33
51.0909	Surgical Technology/Technologist	14	24	1	5	0	2	29
51.0910	Diagnostic Medical Sonography/Sonographer and Ultrasound	0	2	0	0	0	0	4
51.0911	Radiologic Technology/Science ? Radiographer (NEW)	1	21	3	7	0	1	8
51.1004	Clinical/Medical Laboratory Technician	0	0	1	0	0	0	2
51.1005	Clinical Laboratory Science/Medical Technology/Technologist	0	0	0	0	0	0	0
51.1008	Histologic Technician (NEW)	0	0	0	0	0	0	0
51.1009	Phlebotomy/Phlebotomist (NEW)	0	16	1	1	6	1	25
51.1101	Pre-Dentistry Studies	0	0	0	0	0	0	0
51.1102	Pre-Medicine/Pre-Medical Studies	0	0	0	0	0	0	0
51.1103	Pre-Pharmacy Studies	0	0	0	0	0	0	0
51.1104	Pre-Veterinary Studies	0	0	0	0	0	0	0
51.1105	Pre-Nursing Studies (NEW)	0	2	0	3	0	0	3
51.1201	Medicine (MD)	0	0	0	0	0	0	0
51.1501	Substance Abuse/Addiction Counseling	0	0	0	0	0	0	0
51.1502	Psychiatric/Mental Health Services Technician	0	0	0	0	0	0	0
51.1504	Community Health Services/Liaison/Counseling	0	3	1	3	1	0	14
51.1601	Nursing - Registered Nurse Training (RN, ASN, BSN, MSN)	70	273	51	66	37	13	320
51.1605	Family Practice Nurse/Nurse Practitioner	0	0	1	0	0	0	2
51.1613	Licensed Practical /Vocational Nurse Training (LPN, LVN, C	28	121	35	41	19	6	148
51.1614	Nurse/Nursing Assistant/Aide and Patient Care Assistant	12	37	0	24	3	4	28
51.1616	Clinical Nurse Specialist (NEW)	1	16	7	12	0	0	21
51.1802	Optometric Technician/Assistant	0	0	0	0	0	0	0
51.2306	Occupational Therapy/Therapist	0	0	0	0	0	0	0
51.2308	Physical Therapy/Therapist	0	0	0	0	0	0	1
51.2309	Therapeutic Recreation/ Recreational Therapy	1	0	0	0	0	0	0
51.3101	Dietetics/ Dietitian (RD)	0	0	0	0	0	0	0
51.3103	Dietetic Technician (DTR) (NEW)	0	0	0	0	0	0	0
51.3501	Massage Therapy/Therapeutic Massage	1	4	0	1	1	0	4
51.3601	Movement Therapy and Movement Education	0	0	0	0	0	0	0
51.9999	Health Professions and Related Clinical Sciences, Other	2	2	0	3	1	0	1

TABLE 32: AWARDS CONFERRED BY SPECIAL POPULATIONS AND PROGRAM, 2006-07

CIP Code	Program Name	Individuals with Disabilities	Economically Disadvantaged	Non-Traditional	Single Parent	Displaced Homemaker	LEP	Academically Disadvantaged
52.0101	Business/Commerce, General	10	46	9	6	5	6	60
52.0201	Business Administration and Management, General	19	89	4	7	2	24	141
52.0204	Office Management and Supervision	4	12	0	3	0	2	18
52.0205	Operations Management and Supervision	0	0	0	0	0	0	0
52.0207	Customer Service Management (NEW)	1	3	0	0	0	1	3
52.0208	E-Commerce/Electronic Commerce (NEW)	0	0	0	0	0	0	1
52.0299	Business/Managerial Operations, Other	0	1	1	0	0	0	2
52.0301	Accounting	1	4	0	1	1	9	8
52.0302	Accounting Technology/Technician and Bookkeeping	4	49	20	12	4	5	45
52.0305	Accounting and Business/Management (NEW)	0	0	0	0	0	0	0
52.0399	Accounting and Related Services, Other	0	7	1	0	0	0	7
52.0401	Administrative Assistant and Secretarial Science, General	6	30	1	12	7	0	24
52.0402	Executive Assistant/Executive Secretary	0	4	0	4	4	0	12
52.0407	Business/Office Automation/Technology/Data Entry	2	3	2	0	1	1	9
52.0408	General Office Occupations and Clerical Services	2	3	0	1	2	0	7
52.0411	Customer Service Support/Call Center/Teleservice Operator	0	0	0	0	0	0	1
52.0499	Business Operations Support and Secretarial Services, Other	0	0	0	0	0	0	0
52.0701	Entrepreneurship/Entrepreneurial Studies	0	2	0	2	0	0	2
52.0703	Small Business Administration/Management (NEW)	0	6	0	1	0	0	14
52.0803	Banking and Financial Support Services	1	1	0	0	0	0	1
52.0901	Hospitality Administration/Management, General	1	6	0	1	0	0	5
52.0903	Tourism and Travel Services Management	0	0	0	0	0	0	0
52.0904	Hotel/Motel Administration/Management (NEW)	0	1	0	1	0	0	3
52.1001	Human Resources Management/Personnel Administration, General	1	3	0	2	0	0	0
52.1002	Labor and Industrial Relations	0	0	0	0	0	0	0
52.1101	International Business/Trade/Commerce	0	0	0	0	0	0	0
52.1201	Management Information Systems, General	1	1	0	0	0	0	2
52.1206	Information Resources Management/CIO Training (NEW)	0	0	0	0	0	0	0
52.1299	Management Information Systems and Services, Other	1	0	0	0	0	0	1
52.1401	Marketing/Marketing Management, General	1	8	3	2	1	0	18
52.1501	Real Estate	0	0	0	0	0	0	0
52.1801	Sales, Distribution and Marketing Operations, General	1	1	0	0	0	0	2
52.1802	Merchandising and Buying Operations	0	0	0	0	0	0	1
52.1803	Retailing and Retail Operations	0	1	1	0	0	0	4

TABLE 32: AWARDS CONFERRED BY SPECIAL POPULATIONS AND PROGRAM, 2006-07

CIP Code	Program Name	Individuals with Disabilities	Economically Disadvantaged	Non-Traditional	Single Parent	Displaced Homemaker	LEP	Academically Disadvantaged
52.1804	Selling Skills and Sales Operations	0	2	0	2	0	1	2
52.1902	Fashion Merchandising	1	0	0	0	0	0	0
52.1909	Special Products Marketing Operations (NEW)	0	0	0	0	0	0	0
52.2001	Construction Management (NEW)	0	0	0	0	0	1	0
52.9999	Business, Management, Marketing, and Related Support Ser	2	2	0	2	0	0	2
TOTAL		563	2,052	315	448	160	257	2,684