

# THE IMPACT OF MICHIGAN COMMUNITY COLLEGES

2006-07

MICHIGAN DEPARTMENT OF LABOR & ECONOMIC GROWTH  
Bureau of Career Education Programs  
Office of Postsecondary Services  
Community College Services Unit

January 2008

Keith W. Cooley, Director  
Michigan Department of Labor & Economic Growth  
Victor Office Center  
201 N. Washington Square  
Lansing, Michigan 48913  
[www.michigan.gov/dleg](http://www.michigan.gov/dleg)

James Folkening, Director  
Office of Postsecondary Services  
(517) 373-3820  
[FolkeningJ@michigan.gov](mailto:FolkeningJ@michigan.gov)

For additional copies of this report, please go to <http://www.michigancc.net/old/reports/>.

*The Michigan Department of Labor & Economic Growth is an equal opportunity employer/program. Auxiliary aids and services are available upon request to individuals with disabilities.*

200 copies  
Total Cost: \$253.43  
Unit Cost: \$1.27

## INTRODUCTION

Members of the Community College Services Unit, Michigan Department of Labor and Economic Growth, are providing this information to aid policy makers and community college personnel in their planning efforts to support access for students to quality instruction and to assist the training needs of industry and labor. Hundreds of companies entered into contracts for training and participated on local advisory and partnership committees over the last year. These companies share a goal with Michigan's 28 public community colleges to continuously improve occupational education and the skills of their workers. The references and information contained in this Impact Statement are for the academic years 2001 through 2005 unless otherwise indicated. Additional details are available by contacting the appropriate unit staff:

Ron Harkness      517/373-3396      [HarknessR@michigan.gov](mailto:HarknessR@michigan.gov)  
Manager  
Local Leadership, Operational Plan, Dashboard Subcommittee,  
Continuous Improvement, and Community College Services Unit over-site.

Rhonda Burke      517/335-0402      [BurkeRP@michigan.gov](mailto:BurkeRP@michigan.gov)  
Higher Education Consultant  
Accountability for Perkins III, Michigan Community College Data System,  
Program Inventory, Website Administration (Michigan Community College  
Network), Federal Integrated Postsecondary Database System, and  
Program Inventory.

Dan Woodward      517/335-0404      [WoodwardD@michigan.gov](mailto:WoodwardD@michigan.gov)  
Higher Education Consultant  
Special Populations, Compliance Review/Technical Assistance visitations,  
Fast Track grants, Performance Reports.

Carol Grove      517/373-3360      [GroveC@michigan.gov](mailto:GroveC@michigan.gov)  
Secretary

Darlene Miller      517/373-3820      [MillerD5@michigan.gov](mailto:MillerD5@michigan.gov)  
Analyst

Judy Becker      517/373-3820      [BeckerJ@michigan.gov](mailto:BeckerJ@michigan.gov)  
Analyst

# PART I

## Demographic Overview

### Fall 2007: A Snapshot of Enrollment<sup>1</sup>

- Michigan community colleges reported to the federal government that 227,113 students were enrolled Fall 2007, reflecting a 2.41% increase over Fall 2006 enrollments.
- Thirty-seven percent (37%) of the students were enrolled full-time while sixty-three percent (63%) were enrolled part-time.
- The number of first-time, full-time students increased from 20,222 to 21,612 while the number of first-time, part-time students fell slightly (632) in Fall 2007.
- Forty-two percent (42%) of those enrolled in Fall 2007 were men while fifty-eight percent (58%) were women.
- The minority<sup>2</sup> population continued to grow slightly and made up twenty percent (20%) of the Fall 2007 population.
- 40,611 students entered a community college for the first time, resulting in a 2% increase over Fall 2006.
- The mean age of the community college student was 26.4 years old.

### Total Enrollment for 2006-2007<sup>1</sup>

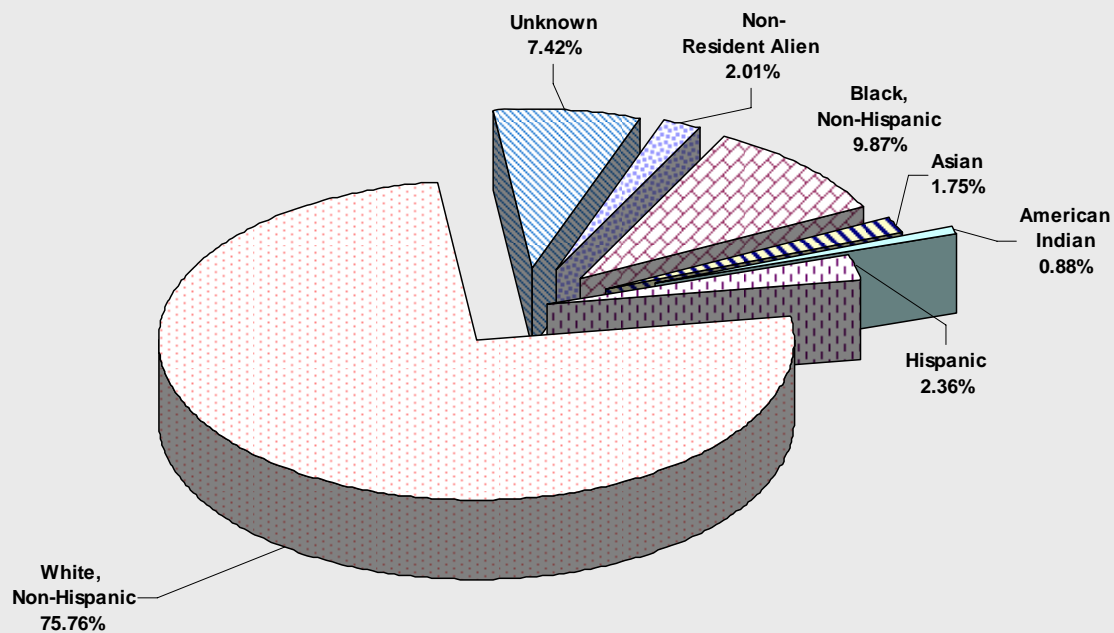
- Approximately 453,356 (representing a 9.6% increase over previous year figures) were enrolled in Michigan community colleges during 2006-2007.
- Fifty-four (54%) of these students were enrolled in 427 programs, while forty-six percent (46%) took coursework in order to strengthen their skills, increase their employment potential, or for personal interest.
- Of the 453,356 students enrolled during 2006-2007, (45%) were enrolled in occupational education.
- Of the 209,319 students enrolled in programs, fifty-nine percent (59%) or 134,840 students were enrolled in 292 occupational programs.
- Fifty-six percent (56%) of those enrolled in occupational programs were women and forty-four percent (44%) were men.
- Over 82.8 million contact hours of instruction were generated during 2006-07

<sup>1</sup> This snapshot includes students taking at least one course creditable towards a degree as of October 15, 2006 or the 1/10<sup>th</sup> of the semester.

<sup>2</sup> Includes Black [Non-Hispanic], Asian, American Indian, and Hispanic.

Demographic Overview  
(Continued)

- Michigan community colleges conferred 25,934 certificates and associate degrees during 2006-2007.
- Sixty-five percent (65%) of the awards conferred went to women and thirty-five percent (35%) went to men.
- Sixty-three percent (63%) of the awards conferred during 2006-2007 were in occupational programs.



N = 25,934

# In Which Programs are Students Enrolling?

Sixty-four (64%) of the students enrolled in programs were in the following:

CIP Code	Program	Men	Women	Total
24.0101	Liberal Arts and Sciences/Liberal Studies	20,204	32,859	53,063
24.0102	General Studies	8,923	13,974	22,897
51.1601	Nursing - Registered Nurse Training (RN, ASN, BSN, MSN)	2,325	14,795	17,120
52.0201	Business Administration and Management, General	8,400	8,063	16,463
43.0107	Criminal Justice/Police Science	3,774	2,079	5,853
51.1105	Pre-Nursing Studies (NEW)	703	3,941	4,644
13.1202	Elementary Education and Teaching	984	3,659	4,643
51.1613	Licensed Practical /Vocational Nurse Training (LPN, LVN, C	381	3,307	3,688
52.0101	Business/Commerce, General	1,835	1,845	3,680
52.0302	Accounting Technology/Technician and Bookkeeping	984	2,615	3,599
14.0101	Engineering, General	2,809	403	3,212
47.0604	Automobile/Automotive Mechanics Technology/Technician	2,990	204	3,194
11.0201	Computer Programming/Programmer, General	2,081	962	3,043
12.0503	Culinary Arts/Chef Training	1,221	1,060	2,281
51.0907	Medical Radiological Tech/Science & Radiation Therapist	612	1,636	2,248
43.0103	Criminal Justice/Law Enforcement Administration	1,309	686	1,995
43.0102	Corrections	863	1,072	1,935
19.0708	Child Care and Support Services Management (NEW)	82	1,735	1,817
46.0502	Pipefitting/Pipefitter and Sprinkler Fitter (NEW)	1,744	32	1,776
15.0303	Electrical, Electronic and Communications Engineering Tec	1,552	155	1,707
	<b>TOTAL</b>	<b>63,776</b>	<b>95,082</b>	<b>158,858</b>

# In What Programs are Students Earning Certificates and Degrees?

Sixty-four percent (64%) of the awards conferred were in the following programs:

CIP Code	Program Name	Men	Women	Total
24.0101	Liberal Arts and Sciences/Liberal Studies	1,630	3,135	4,765
24.0102	General Studies	1,051	2,132	3,183
51.1601	Nursing - Registered Nurse Training (RN, ASN, BSN, MSN)	226	1,798	2,024
51.1613	Licensed Practical /Vocational Nurse Training (LPN, LVN, C	119	1,018	1,137
52.0201	Business Administration and Management, General	502	726	1,228
51.1614	Nurse/Nursing Assistant/Aide and Patient Care Assistant	66	419	485
52.0101	Business/Commerce, General	205	337	542
51.1009	Phlebotomy/Phlebotomist (NEW)	33	314	347
52.0302	Accounting Technology/Technician and Bookkeeping	78	296	374
51.0801	Medical/Clinical Assistant	2	276	278
13.1202	Elementary Education and Teaching	51	226	277
19.0708	Child Care and Support Services Management (NEW)	4	199	203
19.0709	Child Care Provider/Assistant	1	194	195
22.0302	Legal Assistant/Paralegal	18	193	211
51.0602	Dental Hygiene/Hygienist	3	176	179
43.0107	Criminal Justice/Police Science	354	172	526
51.0601	Dental Assisting/Assistant	0	149	149
52.0401	Administrative Assistant and Secretarial Science, General	2	139	141
43.0102	Corrections	71	127	198
12.0503	Culinary Arts/Chef Training	104	126	230
	<b>TOTAL</b>	<b>4,520</b>	<b>12,152</b>	<b>16,672</b>

# Are Students Succeeding?

Based upon data gathered for 2006-07 on occupational students in order to meet the requirements of the Carl D. Perkins Act:

- Eighty-one percent (81%) of occupational concentrators\* achieved a GPA of 2.0 or better in their academic courses.
- Eighty-six percent (86%) of occupational concentrators\* achieved a GPA of 2.0 or better in their occupational specialty courses.
- Eighteen percent (18%) of the full-time, first-time degree-seeking occupational students enrolled in Fall 2003 received a certificate or degree within three years.
- Ninety-four percent (94%) of the students who received a certificate or degree either continued their education, received/continued employment, or entered military service.
- Eighteen percent (18%) of students enrolled in non-traditional programs were enrolled in programs considered non-traditional for their gender.
- Sixteen percent (16%) of students who received an award in a non-traditional program received an award in a program considered non-traditional for their gender.

*\* Concentrator - student officially enrolled in an occupational program and had earned at least 12 credits towards the completion of an award (excluding developmental courses) at the beginning of the reporting year.*



## A Former Student Perspective

(January/February 2002 Seventh Michigan Community College Poll\*)

- Twenty-seven percent (27%) planned to earn an associate degree.
- Twenty-three percent (23%) planned to take courses in order to transfer to a four-year college or university.
- Seventeen percent (17%) planned to graduate and then transfer to a four-year college or university while thirty-three percent (33%) took courses for other reasons (e.g. increase skills, personal interest).
- Sixty-four percent (64%) of the students reported that they had accomplished their goal.
- Fifty-nine percent (59%) whose goal was to graduate and earn an associate degree reached their goal.
- Seventy-three percent (73%) who had another goal in mind reached it.
- The major reason students gave for failing to reach their goal was *lack of time*.
- Other reasons included *personal* and *the cost of attending college was too high*.
- Seventy-four percent (74%) of the students were employed either full or part-time.
- Sixty percent (60%) of the students who reported being employed believed their community college education helped them to perform better on their job.
- Thirty percent (30%) said it improved their job status and/or improved their salary.
- Eighty-five percent (85%) full-time students and sixty-nine percent (69%) of part-time students believed their community college education and training will help them move into a better job or career in the future.
- Seventy-six percent (76%) said they might enroll in courses at a Michigan community college again in the future.
- The vast majority of former students gave their community colleges an exceptionally high grade, with ninety-three percent (93%) awarding their college either an AA or AB.

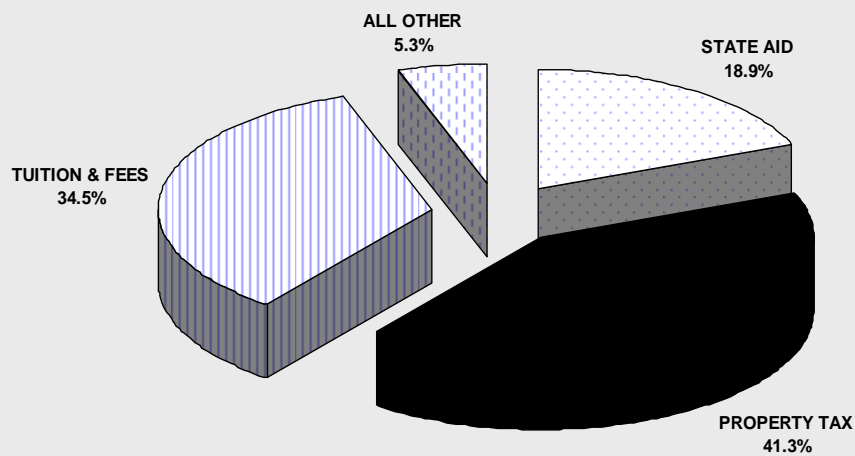
*\*Last time poll was conducted. For the complete report, please go to [www.michigancc.net/old/surveys](http://www.michigancc.net/old/surveys).*

# PART II

## Financial Overview

Community colleges expended \$1,131,217,716 in general and designated funds in the performance of their missions during 2006-07.

General fund revenue included:



### REVENUE SOURCES BY PERCENTAGE

REVENUE SOURCE	1999-2000	2000-01	2001-02	2002-03	2003-04 <sup>1</sup>	2004-05	2005-06	2006-07
STATE AID	33.0%	33.3%	30.3%	27.8%	24.3%	23.9%	22.3%	18.9%
PROPERTY TAX	36.3%	35.9%	39.9%	40.5%	40.9%	40.4%	40.7%	41.3%
TUITION & FEES	27.0%	26.8%	26.8%	28.8%	31.6%	31.7%	32.7%	34.5%
ALL OTHER	3.8%	4.0%	3.1%	2.9%	3.3%	4.0%	4.3%	5.3%
TOTAL	100%	100%	100%	100%	100%	100%	100%	100%

<sup>1</sup> Beginning in 2003-04 revenue includes General and Designated Funds due to reporting changes.

# **PART III**

## **Purpose of the Carl D. Perkins Applied Technology Education Act of 1998**

To provide Michigan community colleges additional funding to improve their occupational programs in order to more fully develop the academic, occupational, and technical skills of students who enroll in occupational programs. This end is achieved through concentrating resources on the following objectives:

- Strengthening the academic and vocational and technical skills of students participating in vocational and technical education programs through integration;
- Providing students with strong experience in and understanding of all aspects of an industry;
- Developing, improving, or expanding the use of technology in occupational and technical education;
- Providing professional development programs;
- Developing and implementing evaluations, including an assessment of how the needs of special populations are being met;
- Initiating, improving, expanding, and modernizing quality vocational and technical education programs;
- Providing services and activities that are of sufficient size, scope, and quality to be effective; and
- Linking secondary vocational and technical education and postsecondary occupational and technical education.

**Federal Support from the  
Carl D. Perkins  
Applied Technology Education Act of 1998  
2001-02 Through 2006-07**

- Community colleges have spent over \$3,879,365 in Perkins funds from 2001-02 through 2006-07 to enhance and increase career guidance, placement, and counseling activities.
- From 2001-02 through 2006-07, \$4,501,878 in Perkins dollars were utilized to support worksite instruction, customized training, and economic development programs available to local businesses, industry, and labor.
- A total of \$80,978,068 was allocated to 28 community colleges, 1 tribal college, and three four-year universities over this six- year time period.
- A total of \$5,071,635 was spent on the following state leadership activities:
  - Local Leadership (\$2,751,358)
  - Fast Track Professional Development (\$739,890)
  - Emerging Technologies Consortia (\$1,181,485)
  - Data and Evaluation Activities (\$398,902)
- \$35,755,505 was used to fund professional development, developmental instruction, instructional equipment, curriculum integration, program planning and development, and the establishment of secondary linkages.
- \$11,204,568 was expended for student support services.

## 2006-07 Carl D. Perkins Grant

<b>BASIC GRANT BUDGET</b>	
Local Leadership	\$519,400
MI Community College & Evaluation Committee	\$27,750
Fast Track Grants: Faculty Development	\$150,000
Consortium Grants: Emerging Technology	\$405,500
State Administration	\$415,000
85% Formula-Program Improvement Activities	\$13,393,003
<b>PROGRAM IMPROVEMENT EXPENDITURES</b>	
Special Populations - Instruction	\$1,551,519
Special Populations - Pupil Support Services	\$1,753,418
Special Populations - Instructional Support	\$671,751
Special Populations - Instructional Supervision	\$1,876,279
Career Guidance	\$612,514
Program Planning & Development	\$895,658
Professional Development	\$368,710
Developmental Instruction	\$251,912
Instructional Equipment	\$4,029,243
Linkages	\$162,266
Worksite Instruction	\$462,172
Economic Development and Customized Training	\$365,661
Administrative Costs	\$223,439
Curriculum Integration	\$45,683
<b>Occupational Education Program Improvement Total</b>	<b>\$13,270,225</b>

## State Administration Technical Assistance

Staff of the Community College Services Unit provide technical assistance to the 28 community colleges, 1 tribal college and 3 universities as required by the Perkins Act. Specific activities during 2006-07 included:

- Coordinating and supporting the web-based data collection system, Michigan Community College Network (MCCNet) as well as the Office of Postsecondary Services website (MyOPS);
- Providing in-services and on-site technical assistance visits in order to help colleges determine the best use of their Perkins funding;
- Coordinating and providing a format for the development and implementation of statewide technical assistance through various task forces, professional organizations, conferences, and ad hoc state-level steering committees;
- Promoting and cooperating with the Michigan community college associations and organizations in the undertaking of specific activities;
- Maintaining cooperative and supportive relationships with federal and state professional organizations and committees\*;
- Representing the Department of Labor & Economic Growth in the implementation of the Community College Act of 1966 ;
- Providing leadership in all aspects of curriculum, matriculation and student articulation, including the implementation of agreements between colleges, universities, and secondary schools;
- Providing leadership and direction concerning all matters related to institutional and student outcomes (e.g. Perkins accountability, evaluation methodology);
- Providing support for entrepreneurship initiatives.

*\*See Appendix A for a listing of organizations and committees.*

## **Local Leadership**

Local leadership grants are awarded to support the technical assistance needs of college personnel in planning and implementing the comprehensive program of occupational education. During 2006-07, \$505,368 was awarded for local leadership and related travel activities.

## **Consortium Grants: Emerging Technologies**

Consortium grant activities are available to encourage community colleges to cooperatively plan for new occupation areas, preferably in high technology and/or other emerging occupational areas. During fiscal year 2006-07, \$285,500 was allocated for this purpose.

A sample of activities that occurred during fiscal year 2006-07 include:

- Michigan Educators' Apprenticeship and Training Association Conference
- Michigan Development Education Consortium Conference
- Web-based Grants Management System and ACS Database Development

## **Faculty Professional Development: Fast Track Grants**

During fiscal year 2006-07, \$115,011 was allocated for events and activities designed to provide occupational education faculty with the knowledge necessary to upgrade their skills and improve curriculum. This program made it possible for 155 occupational faculty members to participate in approximately 101 workshops, seminars, on-the-job training sessions, and conferences directly related to the current needs of business and industry.

## **MICHIGAN COMMUNITY COLLEGE DATA AND EVALUATION COMMITTEE (MCCDEC)**

Established in 1978 as a steering committee, the role of MCCDEC has continuously expanded over the years in order to keep up with the ever-changing demands being placed upon community colleges. Its main mission is to provide a broad based forum of expertise concerning data systems and data evaluation to improve the quality of Michigan's community colleges. The membership of this committee has included presidents, occupational deans, deans of student services, registrars, data processing personnel, liberal arts faculty, occupational faculty, institutional researchers, deans of instruction, as well as Special Populations Coordinators. The state heavily relied upon the input from this committee during 2006-2007 in order to address data-related state and federal initiatives. Towards this end, \$27,750 was expended to support such activities.

Over the 2006-2007 year, MCCDEC was instrumental in:

- collaborating with the Michigan Occupational Dean's Administrative Council in reviewing new methods of evaluating programs;
- reviewing and providing input into the methodology for establishing the Perkins Core Indicators;
- sponsoring and working on methods for improving Special Populations data;
- working on and supporting the development of a Reports Taxonomy system;
- supporting and providing input on the web-based data collection system; and
- working with the Michigan Community College Association in reviewing ways to better utilize data from other state agencies.



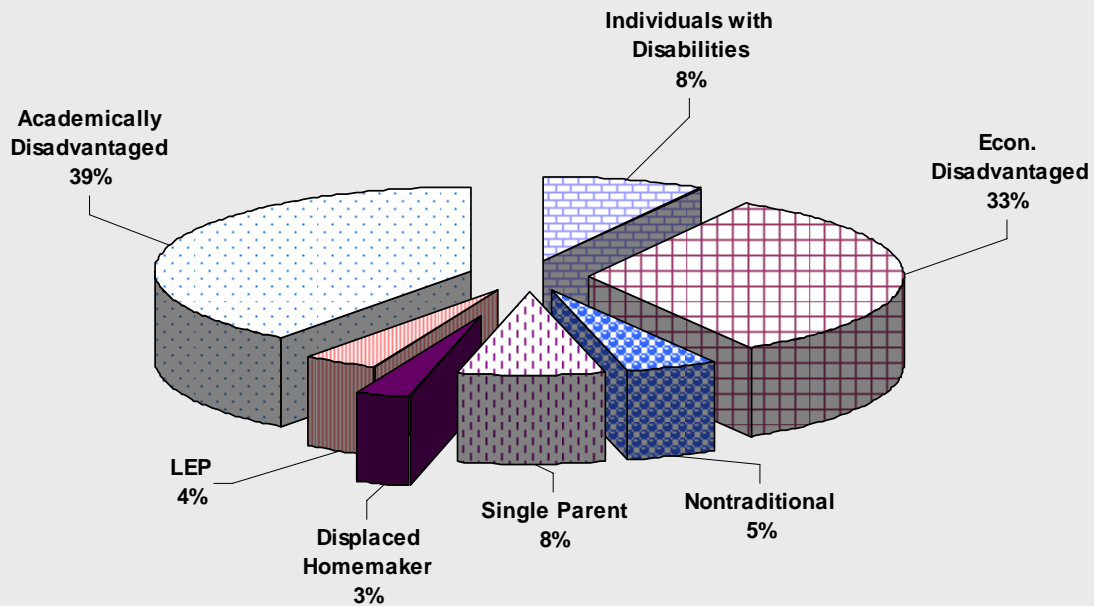
## Special Populations Activities

Carl D. Perkins funds have been used to update and improve occupational programs by providing support services to students. Community colleges expended \$8,852,917 (\$5,852,966 federal dollars and \$2,999,950 local dollars) to provide assessment, outreach, attendance costs, counseling and academic advising, tutoring, interpreter services, special instructional assistance, and developmental instruction to Special Populations students during the 2006-2007 academic year. The total number of Special Populations students served was 43,333 (duplicated). This population can be broken down by category as follows:

Individuals with Disabilities	3,699
Economically Disadvantaged	15,010
Single Parent	1,889
Displaced Homemakers	754
Non-Traditional	1,728
Limited English Proficient	1,606
Academically Disadvantaged	18,647

The following graph reflects the number of awards conferred during 2006-07

(N = 6,482 awards)



# Appendix A

## Federal and State Professional Organizations and Committees

- American Association of Community Colleges (AACC)
- Association of Community College Trustees (ACCT)
- Educational Teleconsortium of Michigan (ETM)
- Liberal Arts Network for Development (LAND)
- Michigan Association of Collegiate Registrars and Admissions Officers (MACRAO)
- Michigan Association for Institutional Researchers (MI/AIR)
- Michigan Community College Association (MCCA)
- Michigan Community College Association for Development, Assessment and Research (MCCADAR)
- Michigan Community College Business Officers Association (MCCBOA)
- Michigan Community College Community Services Association (MCCCSA)
- Michigan Community College Data and Evaluation Committee (MCCDEC)
- Michigan Community College for Global Education (MCCGE)
- Michigan Community College Personnel Administrators Organization (MCCPAO)
- Michigan Community College Student Services Association (MCCSSA)
- Michigan Council of Nursing Education Administrators (MCNEA)
- Michigan Developmental Education Consortium (MDEC)
- Michigan Global Awareness Consortium (MGAC)
- Michigan Occupational Deans Administrative Council (MODAC)
- Michigan Occupational Special Populations Association (MOSPA)
- National Postsecondary Education Council (NPEC)
- National Association for Career Technical Education Information (NACTEI)
- National Association of State Directors of Career Technical Education (NASDCTE)
- National Council for Marketing and Public Relations (NCMPR)
- National Council for Workforce Education (NCWE)

# Appendix B

## Educational Publications and Studies Sponsored by the Community College Services Unit

- *Activities Classification Structure Data Book and Companion.* ([www.michiganops.net](http://www.michiganops.net) )
- *Articulation Handbook*, April 1998.  
[[http://www.michigan.gov/documents/S\\_Articulation\\_Handbook\\_46501\\_7.doc](http://www.michigan.gov/documents/S_Articulation_Handbook_46501_7.doc)]
- *At-Risk Student Success Report.* [ <http://www.michigancc.net/reports/> ]
- *A Survey of Student Assessment and Developmental Education in Michigan's Community Colleges*, 1989, 1990, 1998, 1999. [<http://www.michigancc.net/studies/>]
- *A Report on the Acceptance of Vocational Education Courses for Admission Purposes at Michigan's Community Colleges and Universities*, 1990.
- *Collaboration and Cooperation Efforts with Four-year Universities.*  
[<http://www.michiganccnet/reports/>]
- *Community College Districts in Michigan*, 1990, as amended.
- *Community College Data Base Annual Report*, 1990 through 1995.
- *Community College Student Transfers to Michigan's Universities*, 1988, 1989.
- *Dictionary of Michigan Community College Terminology*  
[<http://www.michigancc.net/resources/def/>]
- *Dean's Guide to Michigan Community Colleges* [<http://www.michiganops.net/resources>]
- *Directory of Michigan Community Colleges.* [<http://www.michigan.gov/documents>]
- *Directory of Michigan Institutions of Higher Education.*  
[<http://www.michigan.gov/mdcd>]
- *Michigan Community College Demographic Enrollment*  
[<http://www.michigancc.net/data/databook/>]
- *Michigan Community College Journal*, Research and Practice, 1995 through 2002.  
[<http://www.schoolcraft.edu/cce/>]
- *Manual for Uniform Financial Reporting, Michigan Public Community Colleges.*
- *North American Indian Tuition Waivers Report.* [<http://www.michigancc.net/old/reports/> ]